

2019冠狀病毒病死亡個案報告初步數據分析

(2021年12月31日至2022年10月19日00:00)

Provisional Data Analysis on COVID-19 Reported Death Cases

(from 31 Dec 2021 up till 19 Oct 2022 00:00)



版本日期:2022年10月20日
Version date: 20 Oct 2022

資料來源：衛生署衛生防護中心 Source: Centre for Health Protection of the Department of Health

特別感謝醫院管理局提供進一步資料以協助分析 Special thanks to the Hospital Authority for provision of further information to facilitate analysis

新冠疫苗能保護個人，預防2019冠狀病毒病的嚴重疾病和併發症。在本港，接種兩或三劑新冠疫苗個案的死亡率遠低於未接種的個案。就此，政府強烈建議合資格人士（尤其是12歲以下及60歲以上人士）應盡快接種疫苗。

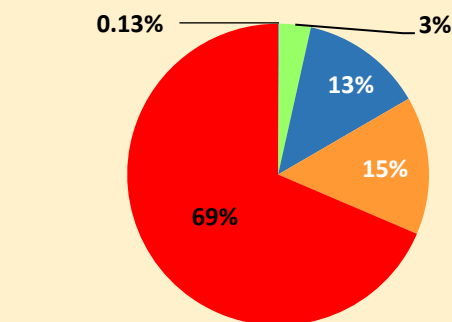
COVID-19 vaccines can protect individuals from severe illnesses and complications from COVID-19. Locally, **cases vaccinated with 2 or 3 doses have much lower fatality rate than the unvaccinated.** With that, the Government strongly recommended eligible persons (especially those aged under 12 as well as those aged 60 and above) to get vaccinated as soon as possible.

第5波死者個案 Deceased in the 5th Wave[@]

累計數目 Cumulative number	10,083
年齡範圍 Age range	0 - 112
年齡中位數 Median	86
男性與女性比例 Male to female ratio	1.40

疫苗接種史*

Vaccination History

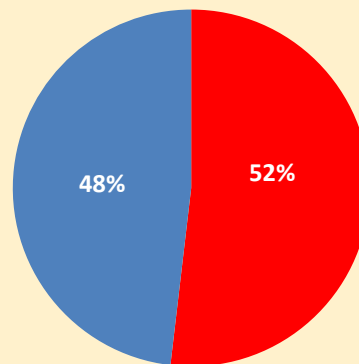


- 已接種四劑(滿14天) Received 4 doses (reached 14 days)
- 已接種三劑(滿14天) Received 3 doses (reached 14 days)
- 已接種兩劑(滿14天) Received 2 doses (reached 14 days)
- 已接種一劑(滿14天) Received 1 dose (reached 14 days)
- 沒有接種疫苗# Unvaccinated#

大約七成沒有
接種疫苗#
About 70%
were unvaccinated#

包括已接種一劑但未滿
14天的人士 Including
those that have received 1
dose but not yet reached
14 days

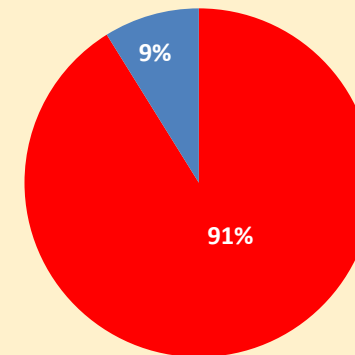
居住院舍情況* Residential Care Home (RCH) Status



- 院舍人士 RCH Residents
- 非院舍人士 Non-RCH Residents

超過五成為居於院舍人士
More than 50% were
RCH residents

長期病患歷史情況* History of Known Chronic Diseases



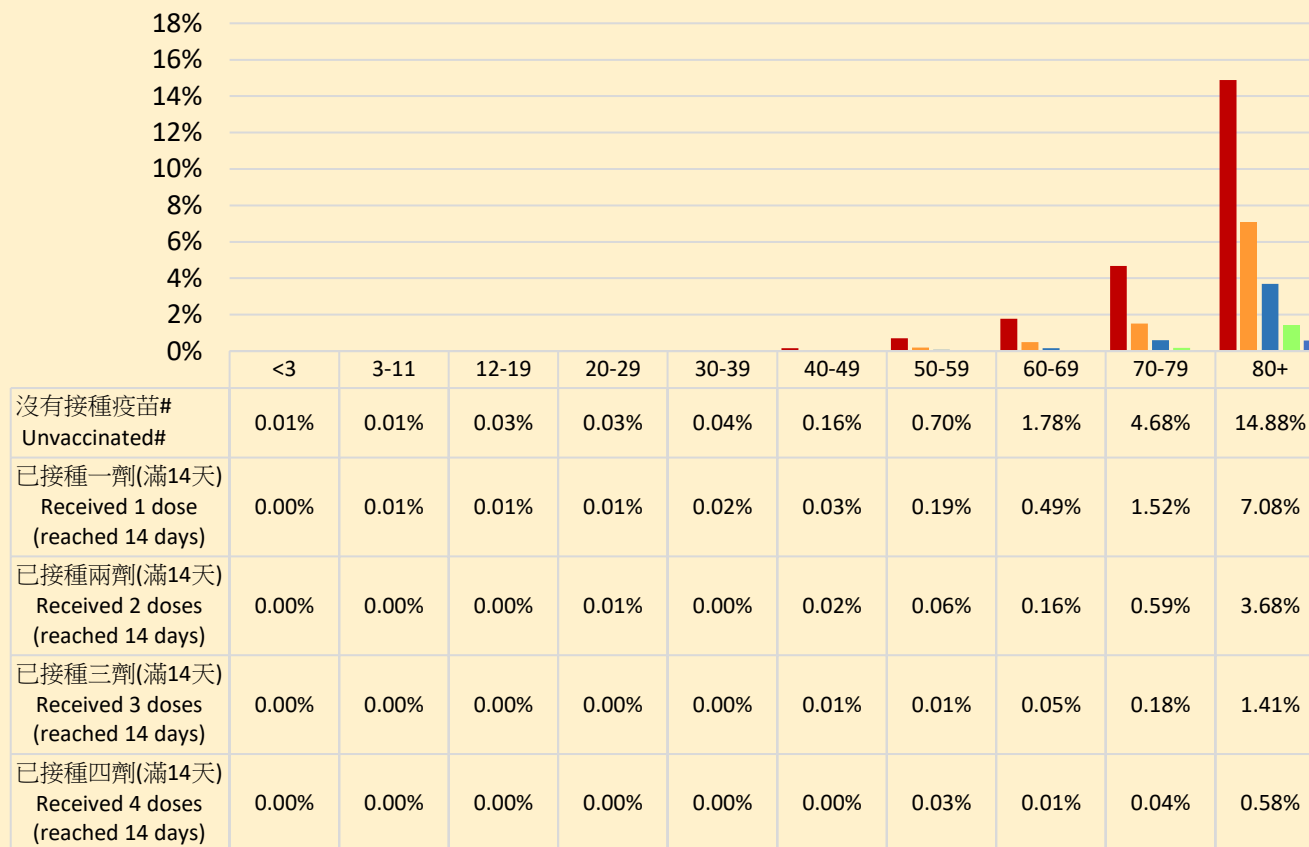
- 已知有長期病患 With known chronic diseases
- 沒有長期病患歷史 No history of chronic diseases

超過九成有已知長期病患情況
More than 90% were
with known chronic diseases

@ 不包括輸入個案 Excluding imported cases * 不包括待定個案 Excluding pending cases

按年齡組別和疫苗接種情況*劃分的死亡率 Case Fatality Rate by Age Group and Vaccination Status*

- 超過**95%**死亡個案為**60歲**或以上長者
- 接種首劑疫苗已有明顯保護力
- 依時接種第二和第三劑疫苗，可進一步提高保護力
- 早接種，早保護
- **Over 95% fatal cases were elderly aged 60 years or above**
- **Having the first dose already offers observable protection**
- **Timely having the second and the third doses can enhance protection**
- **Early vaccination for early protection**



* 計算是根據個別個案的呈報日期，相對於疫苗接種日期之時間間隔。這額外對計算疫苗劑數的方法是自2022年4月7日開始應用，包括追溯所有過往數據。

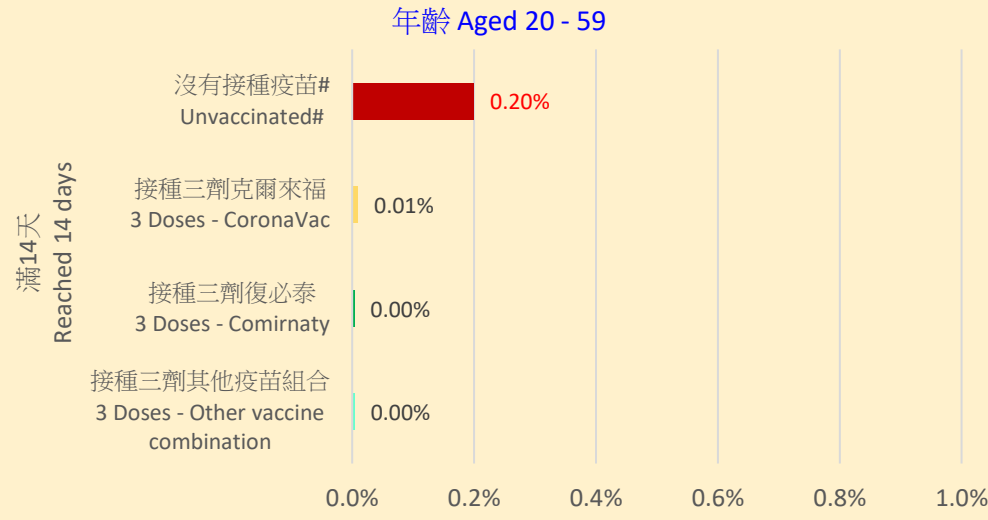
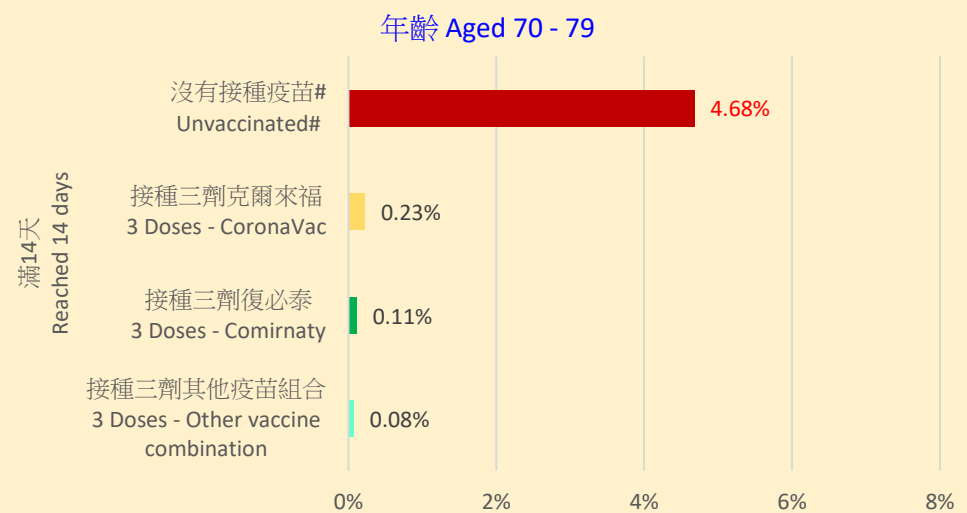
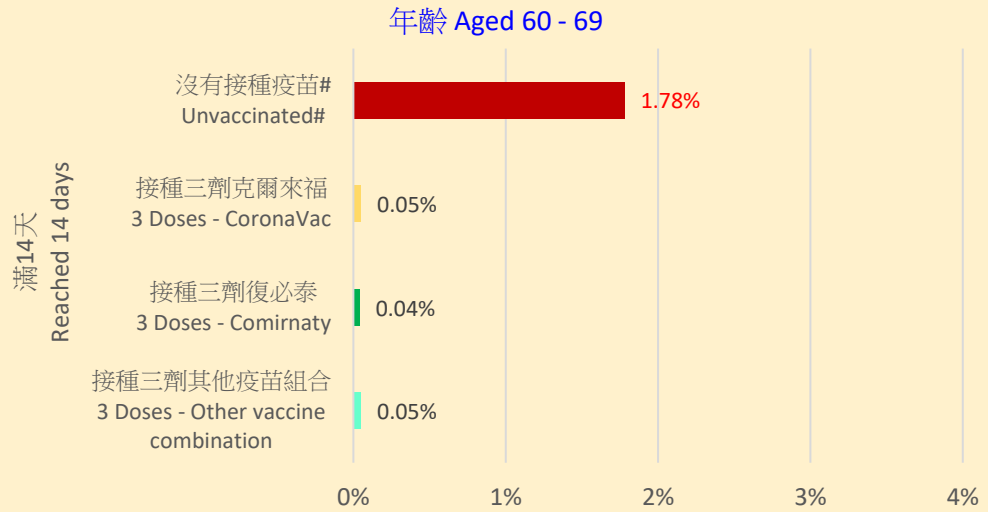
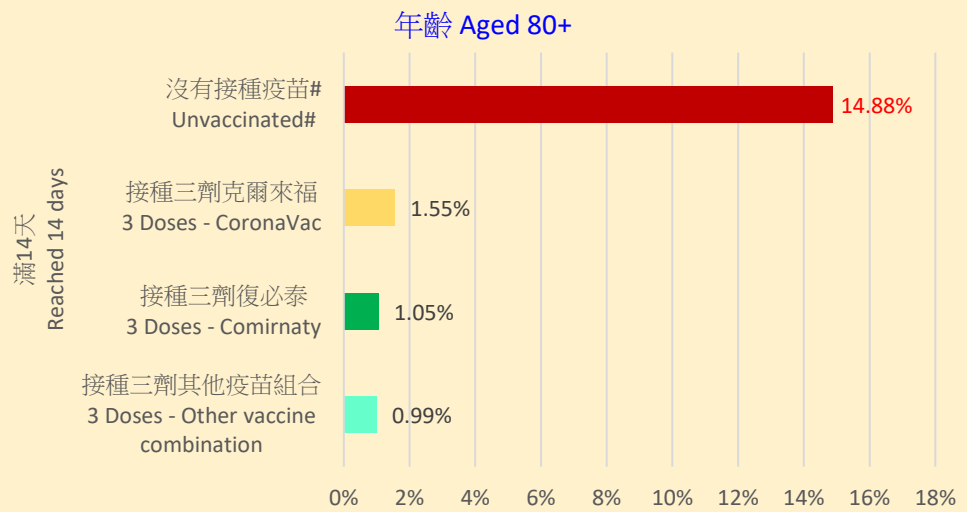
It is counted based on the date of case reporting of each reported case with respect to the date of vaccination to arrive at the time interval. This additional counting method for 'no. of vaccine doses received' is implemented starting from 7 April 2022, including all retrospective data.

包括已接種一劑但未滿14天的人士 Including those that have received 1 dose but not yet reached 14 days

- 新型冠狀病毒測試結果呈陽性的個案，如果在首次陽性樣本收集日期的28日內死亡，則會被列為2019冠狀病毒病的死亡個案。死者的死因可能與2019冠狀病毒病無關。
- 由於第五波疫情尚未結束，分析以上的臨時數據時必需謹慎，可能需要更長時間以收集更多數據或等待第五波完結後才能得出更有效的結論。
- COVID-19 death case is defined as a death in a person with positive SARS-CoV-2 result and died within 28 days of the first positive specimen collection day. The underlying cause of death may have been unrelated to COVID-19.
- As the 5th wave is still ongoing, the above provisional data need to be interpreted carefully. More significant conclusion can only be drawn when more data are available or when the 5th wave is over.

接種任何三劑疫苗，死亡風險大幅減少，特別是較年長的年齡組別
Receiving 3 doses of any vaccines greatly reduces death risk especially in the older age group

接種三劑疫苗相對沒有接種疫苗的死亡率（以20歲或以上年齡組別劃分）
Case fatality rate of 3 dose vaccine as compared against unvaccinated by age groups of 20+



包括已接種一劑但未滿 14 天的人士 Including those that have received 1 dose but not yet reached 14 days

按年齡組別及疫苗接種情況劃分的死亡率 Case Fatality Rate by Age Group and Vaccination Status

疫苗接種情況 (在個案報告日期已滿14天) Vaccination Status (reached 14 days as at case report date)	年齡組別 Age Group											總計 Grand Total
	<3	3 - 11	12 - 19	20 - 29	30 - 39	40 - 49	50 - 59	60 - 69	70 - 79	80+	待定 Pending	
總計 Grand total	0.01%	0.01%	0.01%	0.01%	0.01%	0.02%	0.10%	0.32%	1.30%	8.27%	0.02%	0.56%
沒有接種疫苗# Unvaccinated#	0.01%	0.01%	0.03%	0.03%	0.04%	0.16%	0.70%	1.78%	4.68%	14.88%	N/A	2.40%
接種一劑疫苗總計 1 Dose – Overall	0.00%	0.01%	0.01%	0.01%	0.02%	0.03%	0.19%	0.49%	1.52%	7.08%	N/A	1.01%
接種一劑克爾來福 1 Dose – CoronaVac	0.00%	0.01%	0.00%	0.03%	0.03%	0.06%	0.23%	0.51%	1.61%	7.22%	N/A	1.45%
接種一劑復必泰 1 Dose – Comirnaty	0.00%	0.00%	0.01%	0.00%	0.02%	0.00%	0.11%	0.44%	1.01%	5.70%	N/A	0.25%
接種一劑其他 1 Dose – Others	0.00%	0.00%	0.00%	0.00%	0.00%	0.00%	0.00%	0.00%	0.00%	0.00%	N/A	0.00%
接種兩劑疫苗總計 2 Doses – Overall	0.00%	0.00%	0.00%	0.01%	0.00%	0.02%	0.06%	0.16%	0.59%	3.68%	N/A	0.18%
接種兩劑克爾來福 2 Doses – CoronaVac	0.00%	0.00%	0.00%	0.02%	0.00%	0.01%	0.08%	0.18%	0.69%	4.11%	N/A	0.36%
接種兩劑復必泰 2 Doses – Comirnaty	0.00%	0.00%	0.00%	0.01%	0.00%	0.02%	0.05%	0.12%	0.40%	2.06%	N/A	0.06%
接種兩劑其他疫苗組合 2 Doses – Other vaccine combination	0.00%	0.00%	0.00%	0.00%	0.00%	0.00%	0.00%	0.00%	0.00%	2.38%	N/A	0.05%
接種三劑疫苗總計 3 Doses – Overall	0.00%	0.00%	0.00%	0.00%	0.00%	0.01%	0.01%	0.05%	0.18%	1.41%	N/A	0.06%
接種三劑克爾來福 3 Doses – CoronaVac	0.00%	0.00%	0.03%	0.00%	0.00%	0.01%	0.02%	0.05%	0.23%	1.55%	N/A	0.11%
接種三劑復必泰 3 Doses – Comirnaty	0.00%	0.00%	0.00%	0.00%	0.00%	0.01%	0.01%	0.04%	0.11%	1.05%	N/A	0.02%
接種三劑其他疫苗組合 3 Doses – Other vaccine combination	0.00%	0.00%	0.00%	0.00%	0.01%	0.01%	0.00%	0.05%	0.08%	0.99%	N/A	0.03%
接種四劑疫苗總計 4 Doses – Overall	0.00%	0.00%	0.00%	0.00%	0.00%	0.00%	0.03%	0.01%	0.04%	0.58%	N/A	0.06%
接種四劑克爾來福 4 Doses – CoronaVac	0.00%	0.00%	0.00%	0.00%	0.00%	0.00%	0.00%	0.00%	0.00%	0.58%	N/A	0.05%
接種四劑復必泰 4 Doses – Comirnaty	0.00%	0.00%	0.00%	0.00%	0.00%	0.00%	0.10%	0.00%	0.00%	0.68%	N/A	0.05%
接種四劑其他疫苗組合 4 Doses – Other vaccine combination	0.00%	0.00%	0.00%	0.00%	0.00%	0.00%	0.00%	0.04%	0.19%	0.43%	N/A	0.08%

- 接種任何三劑疫苗，死亡風險大幅減少，特別是較年長的年齡組別
- 只要接種首劑疫苗，死亡風險也會顯著減少
- **Receiving 3 doses of any vaccines greatly reduces death risk especially in the older age group**
- **Getting the first jab would also significantly reduce death risk**

- 新型冠狀病毒測試結果呈陽性的個案，如果在首次陽性樣本收集日期的28日內死亡，則會被列為2019冠狀病毒病的死亡個案。死者的死因可能與2019冠狀病毒病無關。
- 由於第五波疫情尚未結束，分析以上的臨時數據時必需謹慎，可能需要更長時間以收集更多數據或等待第五波完結後才能得出更有效的結論。
- COVID-19 death case is defined as a death in a person with positive SARS-CoV-2 result and died within 28 days of the first positive specimen collection day. The underlying cause of death may have been unrelated to COVID-19.
- As the 5th wave is still ongoing, the above provisional data need to be interpreted carefully. More significant conclusion can only be drawn when more data are available or when the 5th wave is over.

以年齡組別及疫苗接種情況劃分之第 5 波本地感染個案呈報數目（經核酸檢測／快速抗原測試）

Number of Reported Locally Acquired COVID-19 Cases (By PCR or RAT) since 5th Wave by Age Group and Vaccination Status

疫苗接種情況（在個案報告日期已滿14天） Vaccination Status (reached 14 days as at case report date)	年齡組別 Age Group											總計 Grand Total
	<3	3 - 11	12 - 19	20 - 29	30 - 39	40 - 49	50 - 59	60 - 69	70 - 79	80+	待定 Pending	
總計 Grand total	23,043	114,498	86,713	209,838	301,560	297,881	290,097	262,968	127,645	86,487	9,616	1,810,346
沒有接種疫苗# Unvaccinated#	22,270	61,901	9,639	24,870	35,583	24,326	22,663	29,551	22,882	34,198	N/A	287,883
接種一劑疫苗總計 1 Dose – Overall	677	16,458	14,367	11,393	18,004	14,463	16,129	24,063	17,416	15,046	N/A	148,016
接種一劑克爾來福 1 Dose – CoronaVac	658	13,735	2,412	2,958	7,245	8,468	11,361	18,553	14,646	13,693	N/A	93,729
接種一劑復必泰 1 Dose – Comirnaty	18	2,700	11,942	8,413	10,745	5,981	4,759	5,500	2,761	1,351	N/A	54,170
接種一劑其他 1 Dose – Others	1	23	13	22	14	14	9	10	9	2	N/A	117
接種兩劑疫苗總計 2 Doses – Overall	96	31,301	40,564	110,409	140,902	125,482	123,720	104,420	43,276	21,470	N/A	741,640
接種兩劑克爾來福 2 Doses – CoronaVac	95	24,292	6,782	16,330	32,544	48,470	64,989	62,151	29,277	17,017	N/A	301,947
接種兩劑復必泰 2 Doses – Comirnaty	0	6,840	33,579	93,825	107,985	76,645	58,393	42,029	13,912	4,411	N/A	437,619
接種兩劑其他疫苗組合 2 Doses – Other vaccine combination	1	169	203	254	373	367	338	240	87	42	N/A	2,074
接種三劑疫苗總計 3 Doses – Overall	0	4,837	22,114	62,851	106,098	131,581	124,335	95,232	38,753	14,209	N/A	600,010
接種三劑克爾來福 3 Doses – CoronaVac	0	4,655	3,061	8,732	23,734	45,775	56,299	48,866	23,299	10,336	N/A	224,757
接種三劑復必泰 3 Doses – Comirnaty	0	12	17,034	48,723	72,046	69,125	51,439	34,431	11,475	2,862	N/A	307,147
接種三劑其他疫苗組合 3 Doses – Other vaccine combination	0	170	2,019	5,396	10,318	16,681	16,597	11,935	3,979	1,011	N/A	68,106
接種四劑疫苗總計 4 Doses – Overall	0	1	29	315	973	2,029	3,250	9,702	5,318	1,564	N/A	23,181
接種四劑克爾來福 4 Doses – CoronaVac	0	1	7	97	321	857	1,469	4,859	3,027	1,034	N/A	11,672
接種四劑復必泰 4 Doses – Comirnaty	0	0	15	114	420	652	999	2,524	1,237	296	N/A	6,257
接種四劑其他疫苗組合 4 Doses – Other vaccine combination	0	0	7	104	232	520	782	2,319	1,054	234	N/A	5,252

包括已接種一劑但未滿 14 天的人士 Including those that have received 1 dose but not yet reached 14 days

N/A = 不適用 Not applicable

以年齡組別及疫苗接種情況劃分之第 5 波呈報死亡個案數目

Number of COVID-19 Reported Deaths since 5th Wave by Age Group and Vaccination Status

疫苗接種情況 (在個案報告日期已滿14天) Vaccination Status (reached 14 days as at case report date)	年齡組別 Age Group											總計 Grand Total
	<3	3 - 11	12 - 19	20 - 29	30 - 39	40 - 49	50 - 59	60 - 69	70 - 79	80+	待定 Pending	
總計 Grand total	2	7	6	18	27	71	282	852	1,662	7,154	2	10,083
沒有接種疫苗# Unvaccinated#	2	5	3	8	15	39	158	525	1,070	5,088	N/A	6,913
接種一劑疫苗總計 1 Dose – Overall	0	1	1	1	4	5	31	119	264	1,066	N/A	1,492
接種一劑克爾來福 1 Dose – CoronaVac	0	1	0	1	2	5	26	95	236	989	N/A	1,355
接種一劑復必泰 1 Dose – Comirnaty	0	0	1	0	2	0	5	24	28	77	N/A	137
接種一劑其他 1 Dose – Others	0	0	0	0	0	0	0	0	0	0	N/A	0
接種兩劑疫苗總計 2 Doses – Overall	0	1	1	9	4	19	80	162	257	791	N/A	1,324
接種兩劑克爾來福 2 Doses – CoronaVac	0	1	0	3	0	6	50	112	202	699	N/A	1,073
接種兩劑復必泰 2 Doses – Comirnaty	0	0	1	6	4	13	30	50	55	91	N/A	250
接種兩劑其他疫苗組合 2 Doses – Other vaccine combination	0	0	0	0	0	0	0	0	0	1	N/A	1
接種三劑疫苗總計 3 Doses – Overall	0	0	1	0	4	8	12	45	69	200	N/A	339
接種三劑克爾來福 3 Doses – CoronaVac	0	0	1	0	1	3	9	25	53	160	N/A	252
接種三劑復必泰 3 Doses – Comirnaty	0	0	0	0	2	4	3	14	13	30	N/A	66
接種三劑其他疫苗組合 3 Doses – Other vaccine combination	0	0	0	0	1	1	0	6	3	10	N/A	21
接種四劑疫苗總計 4 Doses – Overall	0	0	0	0	0	0	1	1	2	9	N/A	13
接種四劑克爾來福 4 Doses – CoronaVac	0	0	0	0	0	0	0	0	0	6	N/A	6
接種四劑復必泰 4 Doses – Comirnaty	0	0	0	0	0	0	1	0	0	2	N/A	3
接種四劑其他疫苗組合 4 Doses – Other vaccine combination	0	0	0	0	0	0	0	1	2	1	N/A	4

包括已接種一劑但未滿 14 天的人士 Including those that have received 1 dose but not yet reached 14 days

N/A = 不適用 Not applicable

比較本地感染呈報個案與死亡個案之疫苗接種情況百分比分布(以20歲或以上年齡組別劃分)

臨時數據
Provisional data

Comparison between Reported Locally Acquired Cases and Deceased Cases on % Distribution of Vaccination Status by Age Groups of 20 or above

疫苗接種情況 (在個案報告日期已滿14天) Vaccination Status (reached 14 days as at case report date)	年齡組別 Age groups									
	20 – 39		40 – 59		60 – 69		70 – 79		80+	
	佔所有本地 個案% % of total local cases	佔所有死亡 個案% % of total deaths	佔所有本地 個案% % of total local cases	佔所有死亡 個案% % of total deaths	佔所有本地 個案% % of total local cases	佔所有死亡 個案% % of total deaths	佔所有本地 個案% % of total local cases	佔所有死亡 個案% % of total deaths	佔所有本地 個案% % of total local cases	佔所有死亡 個案% % of total deaths
沒有接種疫苗 # Unvaccinated #	11.8%	51.1%	8.0%	55.8%	11.2%	61.6%	17.9%	64.4%	39.5%	71.1%
接種一劑克爾來福 1 Dose – CoronaVac	2.0%	6.7%	3.4%	8.8%	7.1%	11.2%	11.5%	14.2%	15.8%	13.8%
接種一劑復必泰 1 Dose – Comirnaty	3.7%	4.4%	1.8%	1.4%	2.1%	2.8%	2.2%	1.7%	1.6%	1.1%
接種一劑其他疫苗 1 Dose – Others	0.0%	0.0%	0.0%	0.0%	0.0%	0.0%	0.0%	0.0%	0.0%	0.0%
接種兩劑克爾來福 2 Doses – CoronaVac	9.6%	6.7%	19.3%	15.9%	23.6%	13.1%	22.9%	12.2%	19.7%	9.8%
接種兩劑復必泰 2 Doses – Comirnaty	39.5%	22.2%	23.0%	12.2%	16.0%	5.9%	10.9%	3.3%	5.1%	1.3%
接種兩劑其他疫苗組合 2 Doses – Other vaccine combination	0.1%	0.0%	0.1%	0.0%	0.1%	0.0%	0.1%	0.0%	0.0%	0.0%
接種三劑克爾來福 3 Doses – CoronaVac	6.3%	2.2%	17.4%	3.4%	18.6%	2.9%	18.3%	3.2%	12.0%	2.2%
接種三劑復必泰 3 Doses – Comirnaty	23.6%	4.4%	20.5%	2.0%	13.1%	1.6%	9.0%	0.8%	3.3%	0.4%
接種三劑其他疫苗組合 3 Doses – Other vaccine combination	3.1%	2.2%	5.7%	0.3%	4.5%	0.7%	3.1%	0.2%	1.2%	0.1%
接種四劑克爾來福 4 Doses – CoronaVac	0.1%	0.0%	0.4%	0.0%	1.8%	0.0%	2.4%	0.0%	1.2%	0.1%
接種四劑復必泰 4 Doses – Comirnaty	0.1%	0.0%	0.3%	0.3%	1.0%	0.0%	1.0%	0.0%	0.3%	0.0%
接種四劑其他疫苗組合 4 Doses – Other vaccine combination	0.1%	0.0%	0.2%	0.0%	0.9%	0.1%	0.8%	0.1%	0.3%	0.0%
總計 Grand total	100%	100%	100%	100%	100%	100%	100%	100%	100%	100%

包括已接種一劑但未滿 14 天的人士 Including those that have received 1 dose but not yet reached 14 days

以年齡組別及疫苗接種情況劃分之曾在香港已接種至少一劑疫苗的人口 ~ Population ever vaccinated in Hong Kong by Age Group and Vaccination Status ~

疫苗接種情況 (滿14天) Vaccination Status (reached 14 days)	年齡組別 Age Group [^]										總計 Grand Total
	<3 [§]	3 - 11	12 - 19	20 - 29	30 - 39	40 - 49	50 - 59	60 - 69	70 - 79	80+	
2021年年底人口 End-2021 resident population	123,600	502,600	447,300	771,900	1,094,500	1,160,300	1,191,300	1,122,100	591,300	398,200	7,403,100
曾在香港已接種至少一劑疫苗的人口 (=a+b+c+d) Population ever vaccinated in Hong Kong	18,144	438,866	462,979	807,684	1,126,415	1,188,591	1,175,869	1,011,900	495,975	284,524	7,010,947
接種一劑疫苗總計 1 Dose – Overall (a)	9,437	63,978	13,697	12,271	16,026	10,542	10,210	12,874	9,689	12,312	171,036
接種一劑克爾來福 1 Dose – CoronaVac	9,437	40,940	3,090	3,442	6,675	5,724	6,278	8,852	7,485	10,576	102,499
接種一劑復必泰 1 Dose – Comirnaty	0	23,038	10,607	8,829	9,351	4,818	3,932	4,022	2,204	1,736	68,537
接種兩劑疫苗總計 2 Doses – Overall (b)	8,628	239,663	127,371	177,705	212,117	161,958	134,869	119,846	66,427	55,124	1,303,708
接種兩劑克爾來福 2 Doses – CoronaVac	8,503	161,780	19,264	28,413	50,654	56,148	63,011	69,403	46,578	45,139	548,893
接種兩劑復必泰 2 Doses – Comirnaty	0	75,315	106,200	147,034	159,205	103,961	70,312	49,243	19,259	9,678	740,207
接種兩劑其他疫苗組合 2 Doses – Other vaccine combination	125	2,568	1,907	2,258	2,258	1,849	1,546	1,200	590	307	14,608
接種三劑疫苗總計 3 Doses – Overall (c)	79	135,202	319,820	602,797	865,768	959,810	935,301	729,006	340,254	186,261	5,074,298
接種三劑克爾來福 3 Doses – CoronaVac	2	126,256	40,351	77,026	177,143	296,734	372,065	355,569	202,759	140,205	1,788,110
接種三劑復必泰 3 Doses – Comirnaty	0	1,575	238,519	445,991	593,899	544,693	449,821	298,940	110,639	36,697	2,720,774
接種三劑克爾來福和復必泰組合 3 Doses – Combination of CoronaVac and Comirnaty	0	1,533	22,825	38,247	69,228	97,079	94,981	62,424	22,206	8,398	416,921
接種三劑其他疫苗組合 3 Doses – Other vaccine combination	77	5,838	18,125	41,533	25,498	21,304	18,434	12,073	4,650	961	148,493
接種四劑疫苗總計 4 Doses – Overall (d)	0	23	2,091	14,911	32,504	56,281	95,489	150,174	79,605	30,827	461,905
接種四劑克爾來福 4 Doses – CoronaVac	0	11	296	2,443	8,572	18,298	36,224	67,738	41,453	19,980	195,015
接種四劑復必泰 4 Doses – Comirnaty	0	5	773	5,035	15,121	23,546	36,542	47,463	23,363	7,102	158,950
接種四劑克爾來福和復必泰組合 4 Doses – Combination of CoronaVac and Comirnaty	0	4	220	2,632	5,908	11,029	18,478	30,452	12,753	3,298	84,774
接種四劑其他疫苗組合 4 Doses – Other vaccine combination	0	3	802	4,801	2,903	3,408	4,245	4,521	2,036	447	23,166

~ 就本統計分析而言，由2022年9月15日起，統計數字只包括曾在香港已接種至少一劑疫苗的人口（該些人士可能同時在香港以外地方接種其他劑次）。於分析該些人士已接種疫苗劑數時，已考慮在香港以外地方的疫苗接種記錄。比較9月14日發佈的數字，減少約20萬以反映以上技術性修訂。For the purpose of this statistical analysis, starting from 15 September 2022, the statistics cover population ever vaccinated in HK (the individuals may also have doses taken outside HK). Vaccine dose(s) taken outside HK by these individuals have been taken into account in the analysis of the number of doses taken. As compared to the statistics reported on 14 September, the aforementioned technical refinements result in a reduction of 200,000 persons.

^ 年齡是根據接種第一劑疫苗的日期計算。Age is calculated based on the date of first vaccine dose.

§ 年齡介乎六個月至三歲的幼兒由2022年8月4日開始可於香港接種2019冠狀病毒病疫苗。Toddlers aged from six months to three years may receive the COVID-19 vaccine in Hong Kong starting from 4 August 2022.

@ 2019冠狀病毒病疫苗接種計劃下的合資格接種人士，除了香港居民外，還包括以下類別的非香港居民：（1）持「往來港澳通行證」（慣稱「雙程證」）獲准逗留香港，並且無需延期也可以在逗留期限屆滿前完成接種兩劑疫苗的訪客；（2）免遣返申請人及獲聯合國難民署確認為難民的人士；及（3）在香港逗留的其他訪客（必須持有有效旅遊證件在香港合法逗留，並且無需延期而可以在逗留期限屆滿前完成接種兩劑疫苗）。這些合資格接種的非香港居民或未有包含在合資格接種人口基數內。所以，已在香港/其他地方接種至少一劑的人口數字可能多過香港居民人口數字。此外，由於有關的人口基數非實時數字，與實際情況或會有偏差，因此，沒有接種疫苗的估算人口可以是負數而沒有在報告中顯示。Apart from Hong Kong residents, eligible persons under the COVID-19 Vaccination Programme also include the following categories of non-Hong Kong residents: (1) holders of the Exit-entry Permit for Travelling to and from Hong Kong and Macao who can complete two doses of vaccination within their limit of stay without extension; (2) non-refoulement claimants and refugees recognised by the Office of the United Nations High Commissioner for Refugees; and (3) other visitors staying in Hong Kong (holders of valid travel documents who are allowed to stay in Hong Kong as permitted by the law, and can complete two doses of vaccination within their limit of stay without extension). These non-Hong Kong residents who are eligible to receive vaccination may not be included in the baseline population eligible to receive vaccination. Therefore, the population ever vaccinated in Hong Kong/elsewhere may be greater than the Hong Kong resident population. Separately, the relevant baseline population is not based on real time figures and there may be deviations from the actual situation. As a result, the estimated unvaccinated population may be a negative number and thus not shown in the report.

有用資訊 Useful Information

第5波最新疫情 Latest Epidemic Situation of 5th Wave

https://www.covidvaccine.gov.hk/pdf/5th_wave_statistics.pdf



死亡個案報告初步分析數據資料庫

https://www.coronavirus.gov.hk/chi/death_analysis.html



Archive of Statistics on Provisional Analysis on Reported Death Cases

https://www.coronavirus.gov.hk/eng/death_analysis.html



更多相關數據

https://www.chp.gov.hk/files/pdf/local_situation_covid19_tc.pdf



More relevant statistics

https://www.chp.gov.hk/files/pdf/local_situation_covid19_en.pdf



立即預約接種疫苗

https://booking.covidvaccine.gov.hk/forms/index_tc.jsp



Book vaccination now

<https://booking.covidvaccine.gov.hk/forms/index.jsp>



2019冠狀病毒病疫苗接種計劃專題網站

<https://www.covidvaccine.gov.hk/zh-HK>



COVID-19 Vaccination Programme Thematic Website

<https://www.covidvaccine.gov.hk/en>



2019冠狀病毒病專題網站

<https://www.coronavirus.gov.hk/chi/index.html>



COVID-19 Thematic Website

<https://www.coronavirus.gov.hk/eng/index.html>

