

2019冠狀病毒病死亡個案報告初步數據分析

(2021年12月31日至2022年7月13日00:00)

Provisional Data Analysis on COVID-19 Reported Death Cases

(from 31 Dec 2021 up till 13 Jul 2022 00:00)



版本日期：2022年7月14日
Version date: 14 Jul 2022

資料來源：衛生署衛生防護中心 Source: Centre for Health Protection of the Department of Health

特別感謝醫院管理局提供進一步資料以協助分析 Special thanks to the Hospital Authority for provision of further information to facilitate analysis

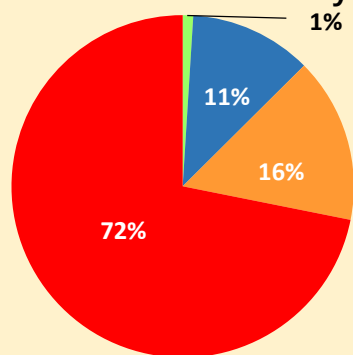
新冠疫苗能保護個人，預防2019冠狀病毒病的嚴重疾病和併發症。在本港，接種兩或三劑新冠疫苗個案的死亡率遠低於未接種的個案。就此，政府強烈建議合資格人士（尤其是12歲以下及60歲以上人士）應盡快接種疫苗。

COVID-19 vaccines can protect individuals from severe illnesses and complications from COVID-19. Locally, **cases vaccinated with 2 or 3 doses have much lower fatality rate than the unvaccinated**. With that, the Government strongly recommended eligible persons (especially those aged under 12 as well as those aged 60 and above) to get vaccinated as soon as possible.

第5波死者個案 Deceased in the 5th Wave

累計數目 Cumulative number	9209
年齡範圍 Age range	0 - 112
年齡中位數 Median	86
男性與女性比例 Male to female ratio	1.42

疫苗接種史* Vaccination History

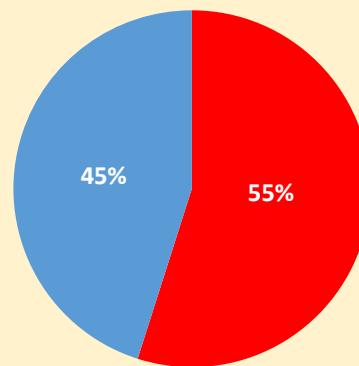


超過七成沒有
接種疫苗#
More than 70%
were unvaccinated#

包括已接種一劑但未滿14天的人士 Including those that have received 1 dose but not yet reached 14 days

- 已接種三劑(滿14天) Received 3 doses (reached 14 days)
- 已接種兩劑(滿14天) Received 2 doses (reached 14 days)
- 已接種一劑(滿14天) Received 1 dose (reached 14 days)
- 沒有接種疫苗# Unvaccinated#

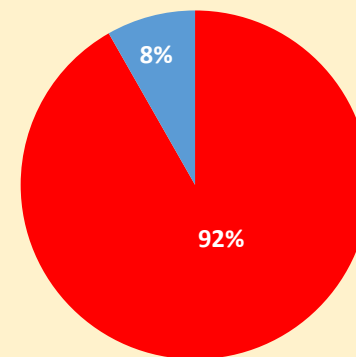
居住院舍情況* Residential Care Home (RCH) Status



- 院舍人士 RCH Residents
- 非院舍人士 Non-RCH Residents

超過五成為居於院舍人士
More than 50% were
RCH residents

長期病患歷史情況* History of Known Chronic Diseases



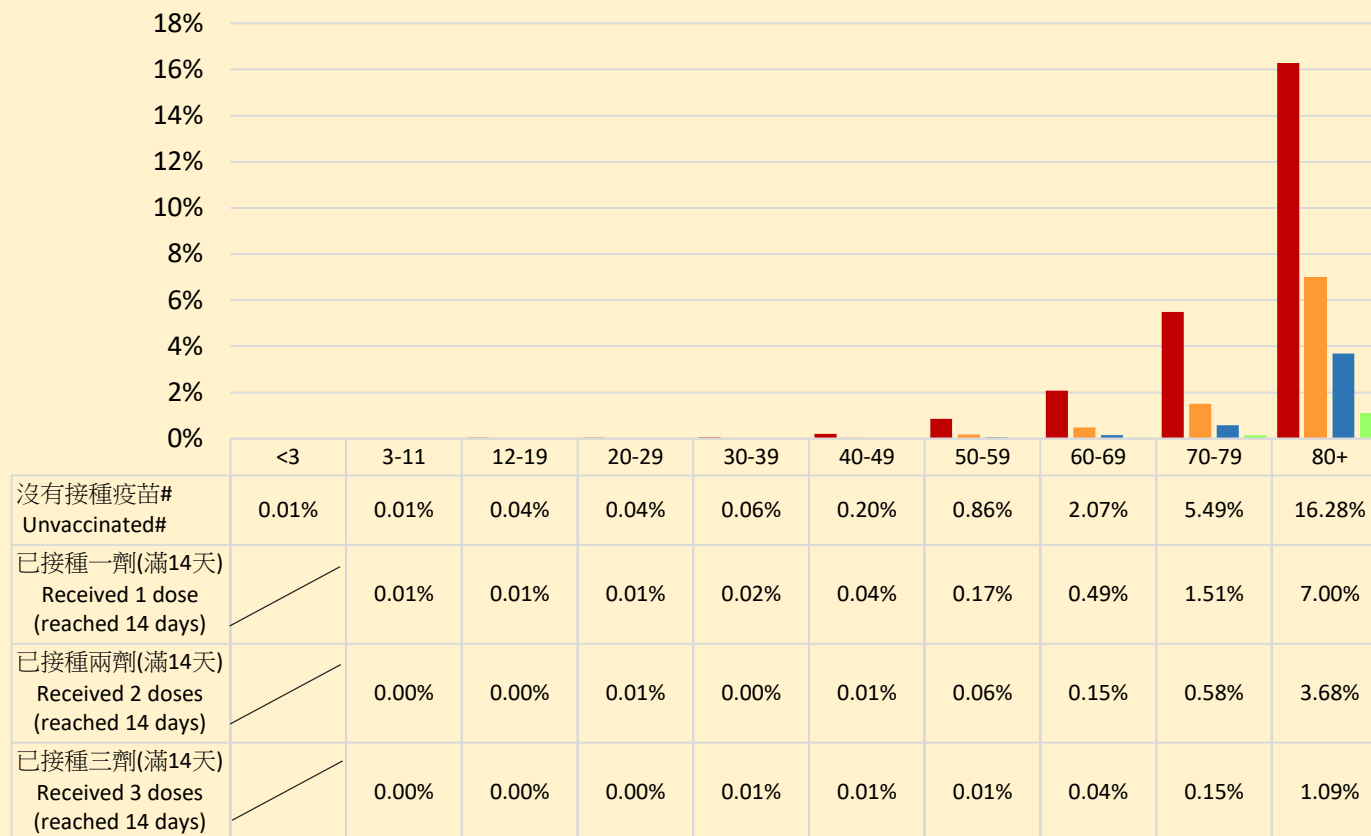
- 已知有長期病患 With known chronic diseases
- 沒有長期病患歷史 No history of chronic diseases

超過九成有已知長期病患情況
More than 90% were
with known chronic diseases

* 不包括待定個案 Excluding pending cases

按年齡組別和疫苗接種情況*劃分的死亡率 Case Fatality Rate by Age Group and Vaccination Status*

- 超過**95%**死亡個案為**60歲**或以上長者
- 接種首劑疫苗已有明顯保護力
- 依時接種第二和第三劑疫苗，可進一步提高保護力
- 早接種，早保護
- **Over 95% fatal cases were elderly aged 60 years or above**
- **Having the first dose already offers observable protection**
- **Timely having the second and the third doses can enhance protection**
- **Early vaccination for early protection**



* 計算是根據個別個案的呈報日期，相對於疫苗接種日期之時間間隔。這額外對計算疫苗劑數的方法是由2022年4月7日開始應用，包括追溯所有過往數據。

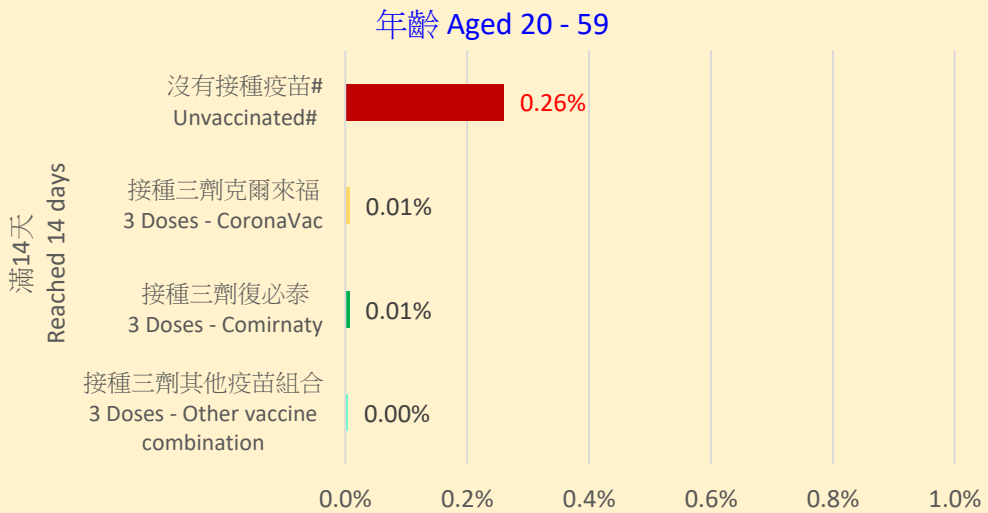
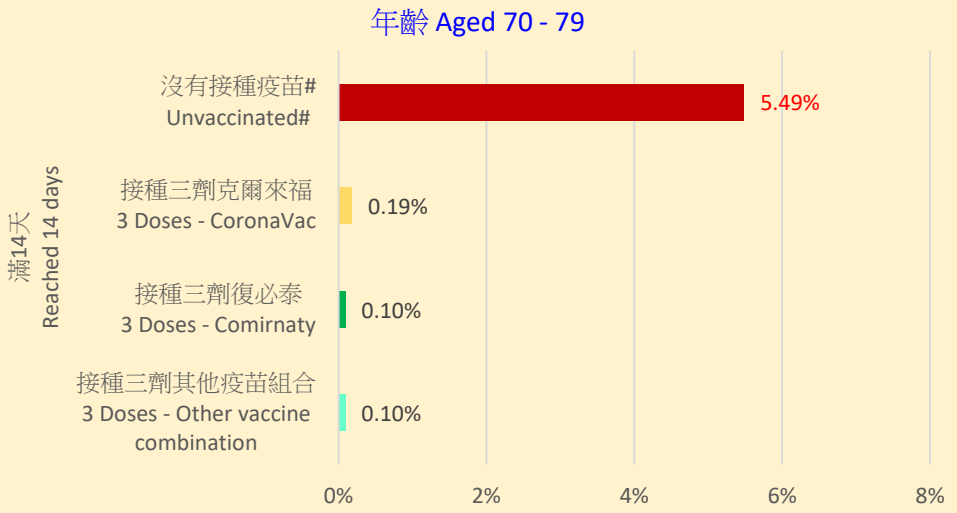
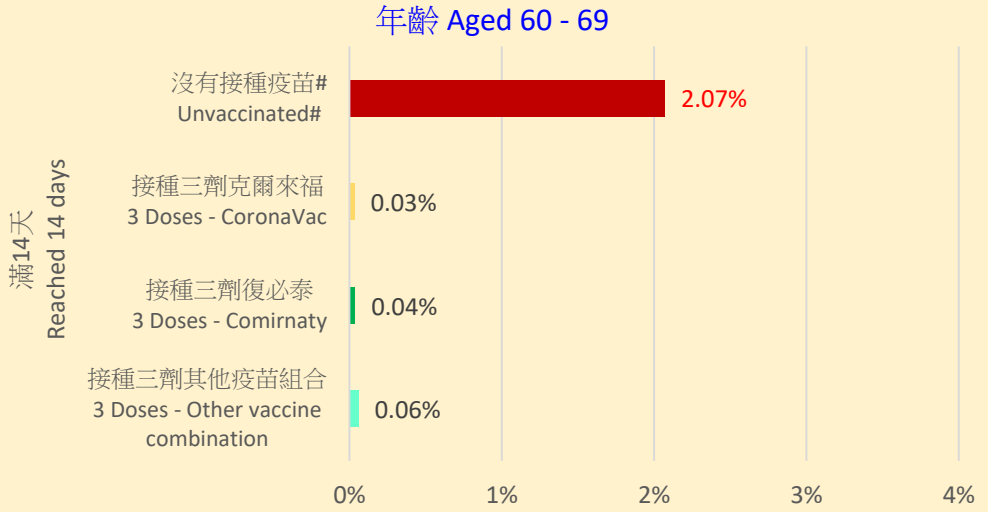
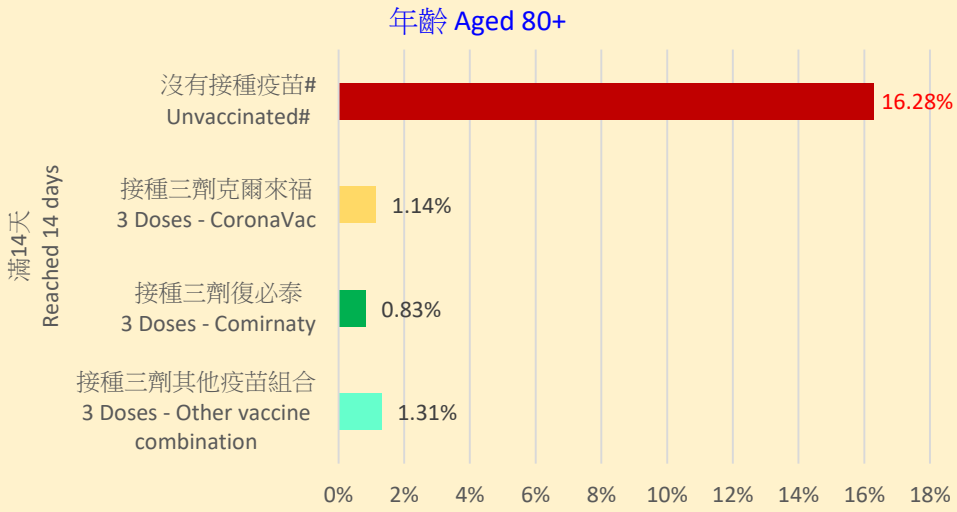
It is counted based on the date of case reporting of each reported case with respect to the date of vaccination to arrive at the time interval. This additional counting method for 'no. of vaccine doses received' is implemented starting from 7 April 2022, including all retrospective data.

包括已接種一劑但未滿14天的人士 Including those that have received 1 dose but not yet reached 14 days

- 新型冠狀病毒測試結果呈陽性的個案，如果在首次陽性樣本收集日期的28日內死亡，則會被列為2019冠狀病毒病的死亡個案。死者的死因可能與2019冠狀病毒病無關。
- 由於第五波疫情尚未結束，分析以上的臨時數據時必需謹慎，可能需要更長時間以收集更多數據或等待第五波完結後才能得出更有效的結論。
- COVID-19 death case is defined as a death in a person with positive SARS-CoV-2 result and died within 28 days of the first positive specimen collection day. The underlying cause of death may have been unrelated to COVID-19.
- As the 5th wave is still ongoing, the above provisional data need to be interpreted carefully. More significant conclusion can only be drawn when more data are available or when the 5th wave is over.

接種任何三劑疫苗，死亡風險大幅減少，特別是較年長的年齡組別
Receiving 3 doses of any vaccines greatly reduces death risk especially in the older age group

接種三劑疫苗相對沒有接種疫苗的死亡率（以20歲或以上年齡組別劃分）
Case fatality rate of 3 dose vaccine as compared against unvaccinated by age groups of 20+



包括已接種一劑但未滿14天的人士 Including those that have received 1 dose but not yet reached 14 days

按年齡組別及疫苗接種情況劃分的死亡率 Case Fatality Rate by Age Group and Vaccination Status

疫苗接種情況 (在個案報告日期已滿14天) Vaccination Status (reached 14 days as at case report date)	年齡組別 Age Group											總計 Grand Total
	<3	3 - 11	12 - 19	20 - 29	30 - 39	40 - 49	50 - 59	60 - 69	70 - 79	80+	待定 Pending	
總計 Grand total	0.01%	0.01%	0.01%	0.01%	0.01%	0.03%	0.12%	0.41%	1.73%	10.09%	0.01%	0.73%
沒有接種疫苗# Unvaccinated#	0.01%	0.01%	0.04%	0.04%	0.06%	0.20%	0.86%	2.07%	5.49%	16.28%	N/A	2.97%
接種一劑疫苗總計 1 Dose – Overall	N/A	0.01%	0.01%	0.01%	0.02%	0.04%	0.17%	0.49%	1.51%	7.00%	N/A	1.03%
接種一劑克爾來福 1 Dose – CoronaVac	N/A	0.01%	0.00%	0.04%	0.01%	0.06%	0.21%	0.50%	1.59%	7.13%	N/A	1.47%
接種一劑復必泰 1 Dose – Comirnaty	N/A	0.00%	0.01%	0.00%	0.02%	0.00%	0.09%	0.43%	1.07%	5.65%	N/A	0.26%
接種一劑其他 1 Dose – Others	N/A	0.00%	N/A	0.00%	0.00%	0.00%	N/A	0.00%	N/A	N/A	N/A	0.00%
接種兩劑疫苗總計 2 Doses – Overall	N/A	0.00%	0.00%	0.01%	0.00%	0.01%	0.06%	0.15%	0.58%	3.68%	N/A	0.17%
接種兩劑克爾來福 2 Doses – CoronaVac	N/A	0.00%	0.00%	0.01%	0.00%	0.01%	0.07%	0.17%	0.67%	4.18%	N/A	0.35%
接種兩劑復必泰 2 Doses – Comirnaty	N/A	0.00%	0.00%	0.00%	0.00%	0.02%	0.05%	0.11%	0.40%	1.89%	N/A	0.05%
接種兩劑其他疫苗組合 2 Doses – Other vaccine combination	N/A	0.00%	0.00%	0.00%	0.00%	0.00%	0.00%	0.00%	0.00%	0.00%	N/A	0.00%
接種三劑疫苗總計 3 Doses – Overall	N/A	0.00%	0.00%	0.00%	0.01%	0.01%	0.01%	0.04%	0.15%	1.09%	N/A	0.04%
接種三劑克爾來福 3 Doses – CoronaVac	N/A	0.00%	0.00%	0.00%	0.01%	0.00%	0.01%	0.03%	0.19%	1.14%	N/A	0.05%
接種三劑復必泰 3 Doses – Comirnaty	N/A	0.00%	0.00%	0.00%	0.00%	0.01%	0.01%	0.04%	0.10%	0.83%	N/A	0.02%
接種三劑其他疫苗組合 3 Doses – Other vaccine combination	N/A	0.00%	0.00%	0.00%	0.02%	0.00%	0.00%	0.06%	0.10%	1.31%	N/A	0.04%

- 接種任何三劑疫苗，死亡風險大幅減少，特別是較年長的年齡組別
- 只要接種首劑疫苗，死亡風險也會顯著減少
- **Receiving 3 doses of any vaccines greatly reduces death risk especially in the older age group**
- **Getting the first jab would also significantly reduce death risk**

- 新型冠狀病毒測試結果呈陽性的個案，如果在首次陽性樣本收集日期的28日內死亡，則會被列為2019冠狀病毒病的死亡個案。死者的死因可能與2019冠狀病毒病無關。
- 由於第五波疫情尚未結束，分析以上的臨時數據時必需謹慎，可能需要更長時間以收集更多數據或等待第五波完結後才能得出更有效的結論。
- COVID-19 death case is defined as a death in a person with positive SARS-CoV-2 result and died within 28 days of the first positive specimen collection day. The underlying cause of death may have been unrelated to COVID-19.
- As the 5th wave is still ongoing, the above provisional data need to be interpreted carefully. More significant conclusion can only be drawn when more data are available or when the 5th wave is over.

以年齡組別及疫苗接種情況劃分之第5波本地感染個案呈報數目 (經核酸檢測／快速抗原測試)

臨時數據

Provisional data

Number of Reported Locally Acquired COVID-19 Cases (By PCR or RAT) since 5th Wave by Age Group and Vaccination Status

疫苗接種情況 (在個案報告日期已滿14天) Vaccination Status (reached 14 days as at case report date)	年齡組別 Age Group											總計 Grand Total
	<3	3 - 11	12 - 19	20 - 29	30 - 39	40 - 49	50 - 59	60 - 69	70 - 79	80+	待定 Pending	
總計 Grand total	13,368	64,951	50,449	146,828	208,005	204,296	206,080	186,225	89,203	64,763	25,312	1,259,480
沒有接種疫苗# Unvaccinated#	13,368	47,967	7,173	18,399	26,975	18,081	17,740	24,035	18,992	29,821	N/A	222,551
接種一劑疫苗總計 1 Dose – Overall	N/A	13,192	13,795	10,759	17,193	13,999	15,743	23,628	17,072	14,638	N/A	140,019
接種一劑克爾來福 1 Dose – CoronaVac	N/A	11,545	2,248	2,797	6,915	8,215	11,126	18,267	14,367	13,347	N/A	88,827
接種一劑復必泰 1 Dose – Comirnaty	N/A	1,645	11,547	7,960	10,274	5,782	4,617	5,355	2,705	1,291	N/A	51,176
接種一劑其他 1 Dose – Others	N/A	2	0	2	4	2	0	6	0	0	N/A	16
接種兩劑疫苗總計 2 Doses – Overall	N/A	3,752	27,259	100,883	127,161	116,149	115,476	94,425	37,287	16,712	N/A	639,104
接種兩劑克爾來福 2 Doses – CoronaVac	N/A	3,254	3,357	14,481	28,273	43,875	60,155	55,642	24,946	13,051	N/A	247,034
接種兩劑復必泰 2 Doses – Comirnaty	N/A	489	23,845	86,223	98,638	71,979	55,060	38,579	12,281	3,642	N/A	390,736
接種兩劑其他疫苗組合 2 Doses – Other vaccine combination	N/A	9	57	179	250	295	261	204	60	19	N/A	1,334
接種三劑疫苗總計 3 Doses – Overall	N/A	40	2,222	16,787	36,676	56,067	57,121	44,137	15,852	3,592	N/A	232,494
接種三劑克爾來福 3 Doses – CoronaVac	N/A	32	310	3,975	11,276	24,112	29,474	24,277	9,638	2,366	N/A	105,460
接種三劑復必泰 3 Doses – Comirnaty	N/A	5	1,655	10,736	20,931	23,681	19,075	13,212	4,143	845	N/A	94,283
接種三劑其他疫苗組合 3 Doses – Other vaccine combination	N/A	3	257	2,076	4,469	8,274	8,572	6,648	2,071	381	N/A	32,751

以年齡組別及疫苗接種情況劃分之第5波呈報死亡個案數目

Number of COVID-19 Reported Deaths since 5th Wave by Age Group and Vaccination Status

疫苗接種情況 (在個案報告日期已滿14天) Vaccination Status (reached 14 days as at case report date)	年齡組別 Age Group											總計 Grand Total
	<3	3 - 11	12 - 19	20 - 29	30 - 39	40 - 49	50 - 59	60 - 69	70 - 79	80+	待定 Pending	
總計 Grand total	1	6	5	14	25	61	250	770	1,541	6,534	2	9,209
沒有接種疫苗# Unvaccinated#	1	5	3	7	15	36	153	498	1,043	4,855	N/A	6,616
接種一劑疫苗總計 1 Dose – Overall	N/A	1	1	1	3	5	27	115	258	1,025	N/A	1,436
接種一劑克爾來福 1 Dose – CoronaVac	N/A	1	0	1	1	5	23	92	229	952	N/A	1,304
接種一劑復必泰 1 Dose – Comirnaty	N/A	0	1	0	2	0	4	23	29	73	N/A	132
接種一劑其他 1 Dose – Others	N/A	0	0	0	0	0	0	0	0	0	N/A	0
接種兩劑疫苗總計 2 Doses – Overall	N/A	0	1	6	4	16	66	140	216	615	N/A	1,064
接種兩劑克爾來福 2 Doses – CoronaVac	N/A	0	0	2	0	5	41	97	167	546	N/A	858
接種兩劑復必泰 2 Doses – Comirnaty	N/A	0	1	4	4	11	25	43	49	69	N/A	206
接種兩劑其他疫苗組合 2 Doses – Other vaccine combination	N/A	0	0	0	0	0	0	0	0	0	N/A	0
接種三劑疫苗總計 3 Doses – Overall	N/A	0	0	0	3	4	4	17	24	39	N/A	91
接種三劑克爾來福 3 Doses – CoronaVac	N/A	0	0	0	1	1	3	8	18	27	N/A	58
接種三劑復必泰 3 Doses – Comirnaty	N/A	0	0	0	1	3	1	5	4	7	N/A	21
接種三劑其他疫苗組合 3 Doses – Other vaccine combination	N/A	0	0	0	1	0	0	4	2	5	N/A	12

包括已接種一劑但未滿14天的人士 Including those that have received 1 dose but not yet reached 14 days

N/A = 不適用 Not applicable

比較本地感染呈報個案與死亡個案之疫苗接種情況百分比分布(以20歲或以上年齡組別劃分)

Comparison between Reported Locally Acquired Cases and Deceased Cases
on % Distribution of Vaccination Status by Age Groups of 20 or above

疫苗接種情況 (在個案報告日期已滿14天) Vaccination Status (reached 14 days as at case report date)	年齡組別 Age groups									
	20 – 39		40 – 59		60 – 69		70 – 79		80+	
	佔所有本地 個案% % of total local cases	佔所有死亡 個案% % of total deaths	佔所有本地 個案% % of total local cases	佔所有死亡 個案% % of total deaths	佔所有本地 個案% % of total local cases	佔所有死亡 個案% % of total deaths	佔所有本地 個案% % of total local cases	佔所有死亡 個案% % of total deaths	佔所有本地 個案% % of total local cases	佔所有死亡 個案% % of total deaths
沒有接種疫苗 # Unvaccinated #	12.8%	56.4%	8.7%	60.8%	12.9%	64.7%	21.3%	67.7%	46.0%	74.3%
接種一劑克爾來福 1 Dose – CoronaVac	2.7%	5.1%	4.7%	9.0%	9.8%	11.9%	16.1%	14.9%	20.6%	14.6%
接種一劑復必泰 1 Dose – Comirnaty	5.1%	5.1%	2.5%	1.3%	2.9%	3.0%	3.0%	1.9%	2.0%	1.1%
接種一劑其他疫苗 1 Dose – Others	0.0%	0.0%	0.0%	0.0%	0.0%	0.0%	0.0%	0.0%	0.0%	0.0%
接種兩劑克爾來福 2 Doses – CoronaVac	12.0%	5.1%	25.3%	14.8%	29.9%	12.6%	28.0%	10.8%	20.2%	8.4%
接種兩劑復必泰 2 Doses – Comirnaty	52.1%	20.5%	31.0%	11.6%	20.7%	5.6%	13.8%	3.2%	5.6%	1.1%
接種兩劑其他疫苗組合 2 Doses – Other vaccine combination	0.1%	0.0%	0.1%	0.0%	0.1%	0.0%	0.1%	0.0%	0.0%	0.0%
接種三劑克爾來福 3 Doses – CoronaVac	4.3%	2.6%	13.1%	1.3%	13.0%	1.0%	10.8%	1.2%	3.7%	0.4%
接種三劑復必泰 3 Doses – Comirnaty	8.9%	2.6%	10.4%	1.3%	7.1%	0.6%	4.6%	0.3%	1.3%	0.1%
接種三劑其他疫苗組合 3 Doses – Other vaccine combination	1.8%	2.6%	4.1%	0.0%	3.6%	0.5%	2.3%	0.1%	0.6%	0.1%
總計 Grand total	100.0%	100.0%	100.0%	100.0%	100.0%	100.0%	100.0%	100.0%	100.0%	100.0%

包括已接種一劑但未滿14天的人士 Including those that have received 1 dose but not yet reached 14 days

以年齡組別及疫苗接種情況(在本地或其他地方接種)劃分之香港人口 Hong Kong Population by Age Group and Vaccination Status (taken in Hong Kong/elsewhere)

疫苗接種情況 (滿14天) Vaccination Status (reached 14 days)	年齡組別 Age Group [^]										總計 Grand Total
	<3	3 - 11	12 - 19	20 - 29	30 - 39	40 - 49	50 - 59	60 - 69	70 - 79	80+	
2021年年底人口 End-2021 resident population	123,600	502,600	447,300	771,900	1,094,500	1,160,300	1,191,300	1,122,100	591,300	398,200	7,403,100
沒有接種疫苗# Unvaccinated # *	124,000	119,000	- [@]	- [@]	- [@]	- [@]	10,000	111,000	100,000	122,000	586,000
接種一劑疫苗總計 1 Dose – Overall	N/A	83,035	30,769	22,371	31,011	23,355	24,863	33,310	24,663	26,597	299,974
接種一劑克爾來福 1 Dose – CoronaVac	N/A	58,653	5,961	5,694	11,876	12,612	15,816	24,023	19,682	23,273	177,590
接種一劑復必泰 1 Dose – Comirnaty	N/A	24,227	24,590	16,194	18,610	10,434	8,836	9,174	4,941	3,311	120,317
接種一劑其他 1 Dose – Others	N/A	155	218	483	525	309	211	113	40	13	2,067
接種兩劑疫苗總計 2 Doses – Overall	N/A	291,976	212,163	265,919	335,860	285,362	278,991	272,305	158,834	127,694	2,229,104
接種兩劑克爾來福 2 Doses – CoronaVac	N/A	224,551	40,121	46,137	87,783	112,114	143,080	163,384	112,792	106,095	1,036,057
接種兩劑復必泰 2 Doses – Comirnaty	N/A	63,684	166,320	207,621	236,717	165,585	129,694	104,156	44,059	21,018	1,138,854
接種兩劑其他疫苗組合 2 Doses – Other vaccine combination	N/A	3,741	5,722	12,161	11,360	7,663	6,217	4,765	1,983	581	54,193
接種三劑疫苗總計 3 Doses – Overall	N/A	8,972	215,245	523,341	759,616	878,023	860,185	628,708	271,828	112,747	4,258,665
接種三劑克爾來福 3 Doses – CoronaVac	N/A	8,522	15,823	61,146	143,194	253,286	317,268	283,590	146,970	76,014	1,305,813
接種三劑復必泰 3 Doses – Comirnaty	N/A	41	172,744	383,223	522,926	503,577	420,570	264,886	96,432	28,381	2,392,780
接種三劑克爾來福和復必泰組合 3 Doses – Combination of CoronaVac and Comirnaty	N/A	125	13,952	34,166	63,137	94,092	96,772	63,522	22,298	7,222	395,286
接種三劑其他疫苗組合 3 Doses – Other vaccine combination	N/A	284	12,726	44,806	30,359	27,068	25,575	16,710	6,128	1,130	164,786
接種四劑疫苗總計 4 Doses – Overall	N/A	0	181	1,738	4,414	7,787	16,944	76,436	36,339	9,661	153,500
接種四劑克爾來福 4 Doses – CoronaVac	N/A	0	30	363	1,279	2,769	6,263	31,324	16,630	5,153	63,811
接種四劑復必泰 4 Doses – Comirnaty	N/A	0	31	325	1,274	2,143	5,077	23,223	10,685	2,653	45,411
接種四劑克爾來福和復必泰組合 4 Doses – Combination of CoronaVac and Comirnaty	N/A	0	16	477	1,118	2,068	4,481	19,326	7,700	1,582	36,768
接種四劑其他疫苗組合 4 Doses – Other vaccine combination	N/A	0	104	573	743	807	1,123	2,563	1,324	273	7,510

[^] 年齡是根據接種第一劑疫苗的日期計算。Age is calculated based on the date of first vaccine dose.

包括已接種一劑但未滿14天的人士。Including those that have received 1 dose but not yet reached 14 days.

* 估算沒有接種疫苗的人口是基於2021年年底人口數字(臨時數字)和曾經在本地或其他地方接種疫苗人口的相差推算所得。
Estimated unvaccinated population is derived by the difference between the end-2021 resident population (provisional figure) and the population ever vaccinated in Hong Kong/elsewhere.

@ 2019冠狀病毒疫苗接種計劃下的合資格接種人士,除了香港居民外,還包括以下類別的非香港居民:(1)持「往來港澳通行證」(慣稱「雙程證」)獲准逗留香港,並且無需延期也可以在逗留期限屆滿前完成接種兩劑疫苗的訪客;(2)免遣返申請人及獲聯合國難民署確認為難民的人士;及(3)在香港逗留的其他訪客(必須持有有效旅遊證件在香港合法逗留,並且無需延期而可以在逗留期限屆滿前完成接種兩劑疫苗)。這些合資格接種的非香港居民或未有包含在合資格接種人口基數內。所以,已在香港/其他地方接種至少一劑的人口數字可能多過香港居民人口數字。此外,由於有關的人口基數非實時數字,與實際情況或會有偏差,因此,沒有接種疫苗的估算人口可以是負數而沒有在報告中顯示。Apart from Hong Kong residents, eligible persons under the COVID-19 Vaccination Programme also include the following categories of non-Hong Kong residents: (1) holders of the Exit-entry Permit for Travelling to and from Hong Kong and Macao who can complete two doses of vaccination within their limit of stay without extension; (2) non-refoulement claimants and refugees recognised by the Office of the United Nations High Commissioner for Refugees; and (3) other visitors staying in Hong Kong (holders of valid travel documents who are allowed to stay in Hong Kong as permitted by the law, and can complete two doses of vaccination within their limit of stay without extension). These non-Hong Kong residents who are eligible to receive vaccination may not be included in the baseline population eligible to receive vaccination. Therefore, the population ever vaccinated in Hong Kong/elsewhere may be greater than the Hong Kong resident population. Separately, the relevant baseline population is not based on real time figures and there may be deviations from the actual situation. As a result, the estimated unvaccinated population may be a negative number and thus not shown in the report.

N/A = 不適用 Not applicable

有用資訊 Useful Information

第5波最新疫情 Latest Epidemic Situation of 5th Wave

https://www.covidvaccine.gov.hk/pdf/5th_wave_statistics.pdf



死亡個案報告初步分析數據資料庫

https://www.coronavirus.gov.hk/chi/death_analysis.html



Archive of Statistics on Provisional Analysis on Reported Death Cases

https://www.coronavirus.gov.hk/eng/death_analysis.html



更多相關數據

https://www.chp.gov.hk/files/pdf/local_situation_covid19_tc.pdf



More relevant statistics

https://www.chp.gov.hk/files/pdf/local_situation_covid19_en.pdf



立即預約接種疫苗

https://booking.covidvaccine.gov.hk/forms/index_tc.jsp



Book vaccination now

<https://booking.covidvaccine.gov.hk/forms/index.jsp>



2019冠狀病毒病疫苗接種計劃專題網站

<https://www.covidvaccine.gov.hk/zh-HK>



COVID-19 Vaccination Programme Thematic Website

<https://www.covidvaccine.gov.hk/en>



2019冠狀病毒病專題網站

<https://www.coronavirus.gov.hk/chi/index.html>



COVID-19 Thematic Website

<https://www.coronavirus.gov.hk/eng/index.html>

