

# 2019冠狀病毒病死亡個案報告初步數據分析

(2021年12月31日至2022年6月15日00:00)

## Provisional Data Analysis on COVID-19 Reported Death Cases

(from 31 Dec 2021 up till 15 Jun 2022 00:00)



版本日期：2022年6月16日  
Version date: 16 Jun 2022

資料來源：衛生署衛生防護中心 Source: Centre for Health Protection of the Department of Health

特別感謝醫院管理局提供進一步資料以協助分析 Special thanks to the Hospital Authority for provision of further information to facilitate analysis

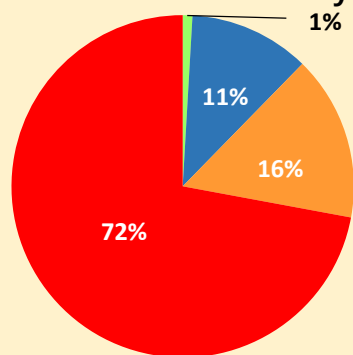
新冠疫苗能保護個人，預防2019冠狀病毒病的嚴重疾病和併發症。在本港，接種兩或三劑新冠疫苗個案的死亡率遠低於未接種的個案。就此，政府強烈建議合資格人士（尤其是12歲以下及60歲以上人士）應盡快接種疫苗。

COVID-19 vaccines can protect individuals from severe illnesses and complications from COVID-19. Locally, **cases vaccinated with 2 or 3 doses have much lower fatality rate than the unvaccinated**. With that, the Government strongly recommended eligible persons (especially those aged under 12 as well as those aged 60 and above) to get vaccinated as soon as possible.

### 第5波死者個案 Deceased in the 5th Wave

累計數目 Cumulative number	9,179
年齡範圍 Age range	0 – 112
年齡中位數 Median	86
男性與女性比例 Male to female ratio	1.42

### 疫苗接種史\* Vaccination History

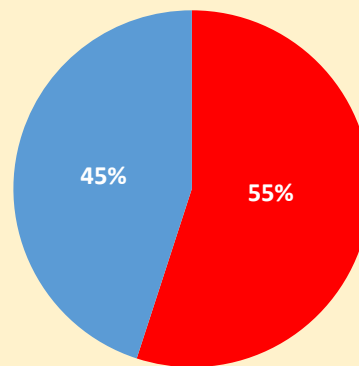


超過七成沒有  
接種疫苗#  
More than 70%  
were unvaccinated#

# 包括已接種一劑但未滿14天的人士 Including those that have received 1 dose but not yet reached 14 days

- 已接種三劑(滿14天) Received 3 doses (reached 14 days)
- 已接種兩劑(滿14天) Received 2 doses (reached 14 days)
- 已接種一劑(滿14天) Received 1 dose (reached 14 days)
- 沒有接種疫苗# Unvaccinated#

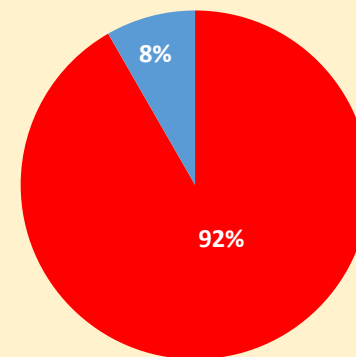
### 居住院舍情況\* Residential Care Home (RCH) Status



- 院舍人士 RCH Residents
- 非院舍人士 Non-RCH Residents

超過五成為居於院舍人士  
More than 50% were  
RCH residents

### 長期病患歷史情況\* History of Known Chronic Diseases



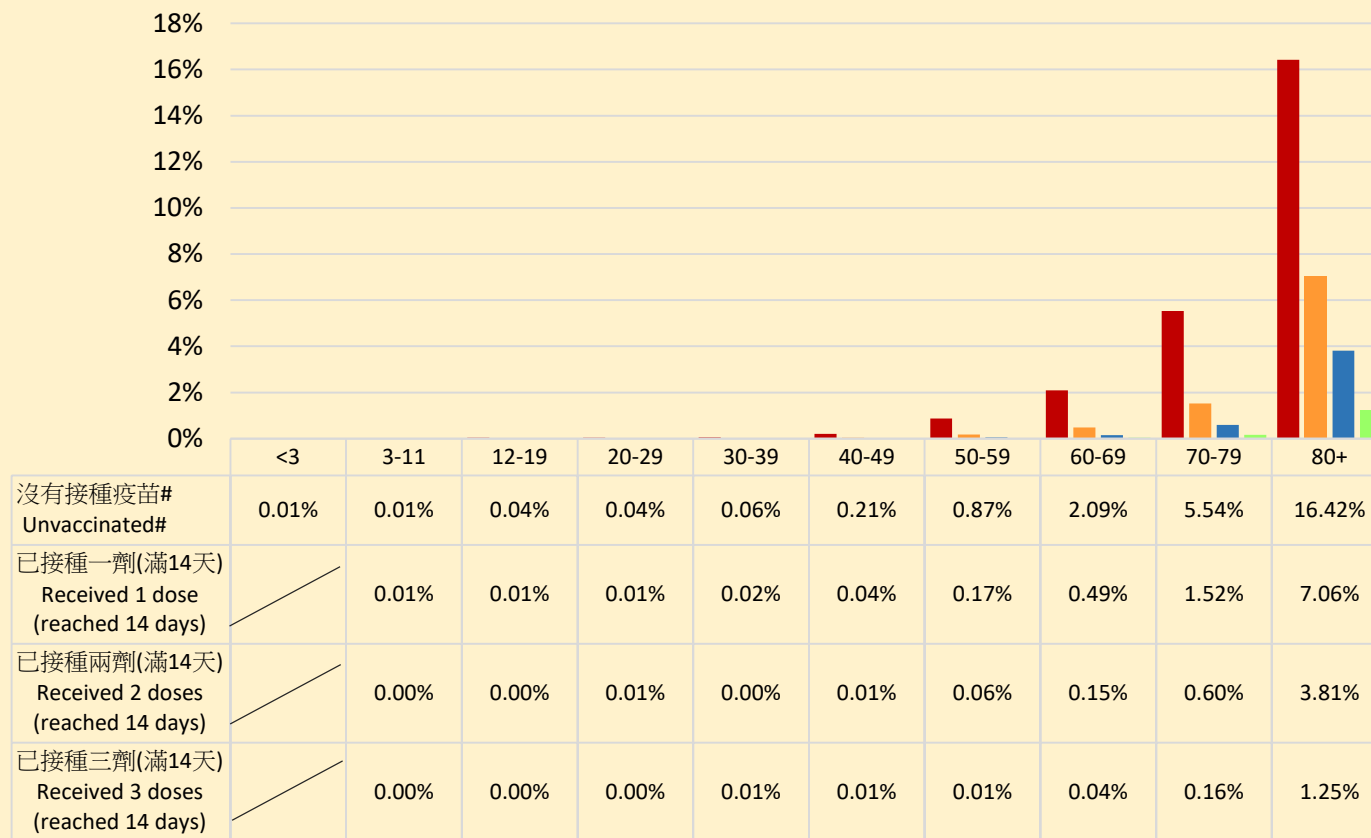
- 已知有長期病患 With known chronic diseases
- 沒有長期病患歷史 No history of chronic diseases

超過九成有已知長期病患情況  
More than 90% were  
with known chronic diseases

\* 不包括待定個案 Excluding pending cases

## 按年齡組別和疫苗接種情況\*劃分的死亡率 Case Fatality Rate by Age Group and Vaccination Status\*

- 超過**95%**死亡個案為**60歲**或以上長者
- 接種首劑疫苗已有明顯保護力
- 依時接種第二和第三劑疫苗，可進一步提高保護力
- 早接種，早保護
- **Over 95% fatal cases were elderly aged 60 years or above**
- **Having the first dose already offers observable protection**
- **Timely having the second and the third doses can enhance protection**
- **Early vaccination for early protection**



\* 計算是根據個別個案的呈報日期，相對於疫苗接種日期之時間間隔。這額外對計算疫苗劑數的方法是由2022年4月7日開始應用，包括追溯所有過往數據。

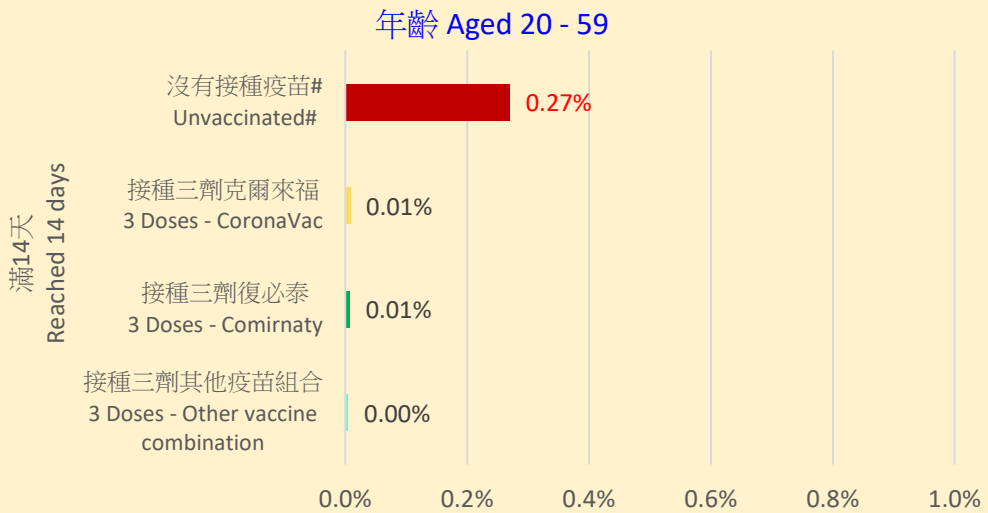
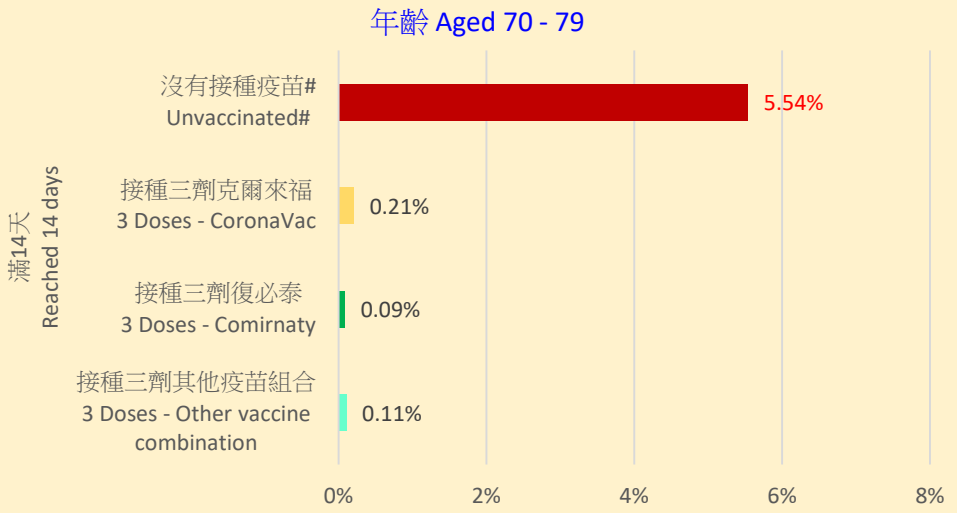
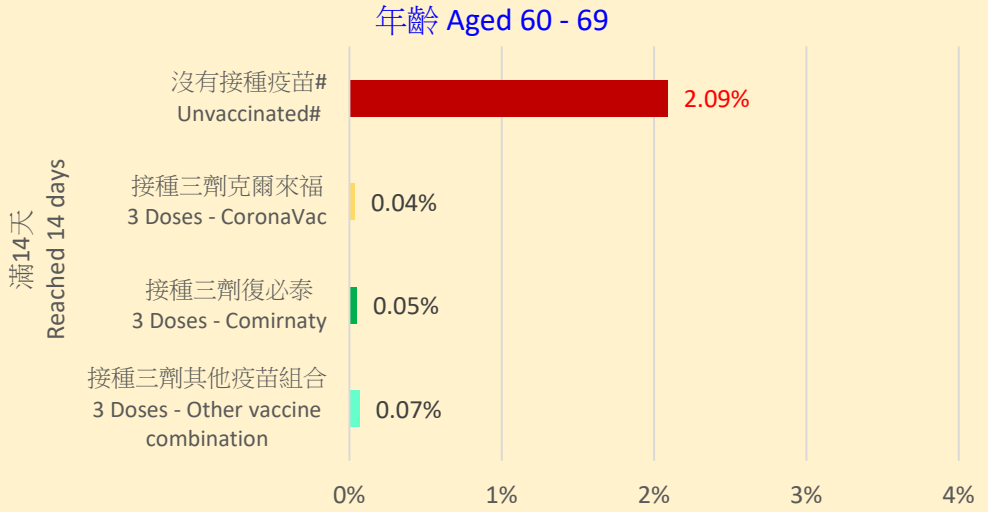
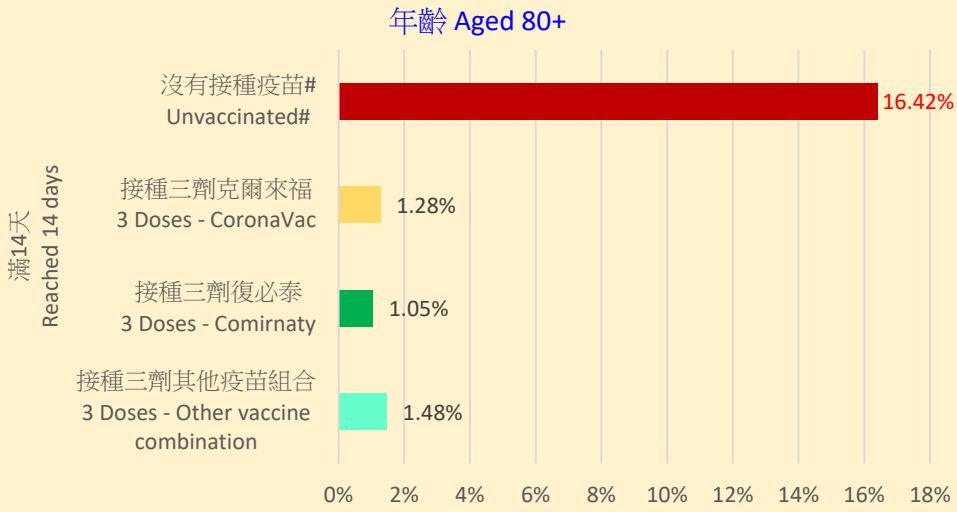
It is counted based on the date of case reporting of each reported case with respect to the date of vaccination to arrive at the time interval. This additional counting method for 'no. of vaccine doses received' is implemented starting from 7 April 2022, including all retrospective data.

# 包括已接種一劑但未滿14天的人士 Including those that have received 1 dose but not yet reached 14 days

- 新型冠狀病毒測試結果呈陽性的個案，如果在首次陽性樣本收集日期的28日內死亡，則會被列為2019冠狀病毒病的死亡個案。死者的死因可能與2019冠狀病毒病無關。
- 由於第五波疫情尚未結束，分析以上的臨時數據時必需謹慎，可能需要更長時間以收集更多數據或等待第五波完結後才能得出更有效的結論。
- COVID-19 death case is defined as a death in a person with positive SARS-CoV-2 result and died within 28 days of the first positive specimen collection day. The underlying cause of death may have been unrelated to COVID-19.
- As the 5th wave is still ongoing, the above provisional data need to be interpreted carefully. More significant conclusion can only be drawn when more data are available or when the 5th wave is over.

接種任何三劑疫苗，死亡風險大幅減少，特別是較年長的年齡組別  
Receiving 3 doses of any vaccines greatly reduces death risk especially in the older age group

接種三劑疫苗相對沒有接種疫苗的死亡率（以20歲或以上年齡組別劃分）  
Case fatality rate of 3 dose vaccine as compared against unvaccinated by age groups of 20+



# 包括已接種一劑但未滿14天的人士 Including those that have received 1 dose but not yet reached 14 days

## 按年齡組別及疫苗接種情況劃分的死亡率 Case Fatality Rate by Age Group and Vaccination Status

疫苗接種情況 (在個案報告日期已滿14天) Vaccination Status (reached 14 days as at case report date)	年齡組別 Age Group											總計 Grand Total
	<3	3 - 11	12 - 19	20 - 29	30 - 39	40 - 49	50 - 59	60 - 69	70 - 79	80+	待定 Pending	
總計 Grand total	0.01%	0.01%	0.01%	0.01%	0.01%	0.03%	0.12%	0.43%	1.79%	10.38%	0.01%	0.76%
沒有接種疫苗# Unvaccinated#	0.01%	0.01%	0.04%	0.04%	0.06%	0.21%	0.87%	2.09%	5.54%	16.42%	N/A	3.03%
接種一劑疫苗總計 1 Dose – Overall	N/A	0.01%	0.01%	0.01%	0.02%	0.04%	0.17%	0.49%	1.52%	7.06%	N/A	1.03%
接種一劑克爾來福 1 Dose – CoronaVac	N/A	0.01%	0.00%	0.04%	0.01%	0.06%	0.21%	0.50%	1.60%	7.19%	N/A	1.48%
接種一劑復必泰 1 Dose – Comirnaty	N/A	0.00%	0.01%	0.00%	0.02%	0.00%	0.09%	0.43%	1.08%	5.71%	N/A	0.26%
接種一劑其他 1 Dose – Others	N/A	0.00%	N/A	0.00%	0.00%	0.00%	N/A	0.00%	N/A	N/A	N/A	0.00%
接種兩劑疫苗總計 2 Doses – Overall	N/A	0.00%	0.00%	0.01%	0.00%	0.01%	0.06%	0.15%	0.60%	3.81%	N/A	0.17%
接種兩劑克爾來福 2 Doses – CoronaVac	N/A	0.00%	0.00%	0.01%	0.00%	0.01%	0.07%	0.18%	0.69%	4.34%	N/A	0.35%
接種兩劑復必泰 2 Doses – Comirnaty	N/A	0.00%	0.00%	0.00%	0.00%	0.01%	0.04%	0.10%	0.41%	1.96%	N/A	0.05%
接種兩劑其他疫苗組合 2 Doses – Other vaccine combination	N/A	0.00%	0.00%	0.00%	0.00%	0.00%	0.00%	0.00%	0.00%	0.00%	N/A	0.00%
接種三劑疫苗總計 3 Doses – Overall	N/A	0.00%	0.00%	0.00%	0.01%	0.01%	0.01%	0.04%	0.16%	1.25%	N/A	0.04%
接種三劑克爾來福 3 Doses – CoronaVac	N/A	0.00%	0.00%	0.00%	0.01%	0.00%	0.01%	0.04%	0.21%	1.28%	N/A	0.06%
接種三劑復必泰 3 Doses – Comirnaty	N/A	0.00%	0.00%	0.00%	0.01%	0.02%	0.00%	0.05%	0.09%	1.05%	N/A	0.03%
接種三劑其他疫苗組合 3 Doses – Other vaccine combination	N/A	0.00%	0.00%	0.00%	0.03%	0.00%	0.00%	0.07%	0.11%	1.48%	N/A	0.04%

- 接種任何三劑疫苗，死亡風險大幅減少，特別是較年長的年齡組別
- 只要接種首劑疫苗，死亡風險也會顯著減少
- **Receiving 3 doses of any vaccines greatly reduces death risk especially in the older age group**
- **Getting the first jab would also significantly reduce death risk**

- 新型冠狀病毒測試結果呈陽性的個案，如果在首次陽性樣本收集日期的28日內死亡，則會被列為2019冠狀病毒病的死亡個案。死者的死因可能與2019冠狀病毒病無關。
- 由於第五波疫情尚未結束，分析以上的臨時數據時必需謹慎，可能需要更長時間以收集更多數據或等待第五波完結後才能得出更有效的結論。
- COVID-19 death case is defined as a death in a person with positive SARS-CoV-2 result and died within 28 days of the first positive specimen collection day. The underlying cause of death may have been unrelated to COVID-19.
- As the 5th wave is still ongoing, the above provisional data need to be interpreted carefully. More significant conclusion can only be drawn when more data are available or when the 5th wave is over.

以年齡組別及疫苗接種情況劃分之第5波本地感染個案呈報數目 (經核酸檢測／快速抗原測試)

臨時數據

Provisional data

Number of Reported Locally Acquired COVID-19 Cases (By PCR or RAT) since 5th Wave by Age Group and Vaccination Status

疫苗接種情況 (在個案報告日期已滿14天) Vaccination Status (reached 14 days as at case report date)	年齡組別 Age Group											總計 Grand Total
	<3	3 - 11	12 - 19	20 - 29	30 - 39	40 - 49	50 - 59	60 - 69	70 - 79	80+	待定 Pending	
總計 Grand total	12,644	61,346	47,721	140,935	198,552	194,954	197,652	178,572	85,633	62,794	25,040	1,205,843
沒有接種疫苗# Unvaccinated#	12,644	47,159	7,062	17,992	26,376	17,644	17,440	23,744	18,779	29,553	N/A	218,393
接種一劑疫苗總計 1 Dose – Overall	N/A	12,908	13,722	10,703	17,111	13,951	15,677	23,555	16,964	14,504	N/A	139,095
接種一劑克爾來福 1 Dose – CoronaVac	N/A	11,403	2,226	2,785	6,876	8,183	11,084	18,218	14,273	13,226	N/A	88,274
接種一劑復必泰 1 Dose – Comirnaty	N/A	1,503	11,496	7,916	10,232	5,766	4,593	5,331	2,691	1,278	N/A	50,806
接種一劑其他 1 Dose – Others	N/A	2	0	2	3	2	0	6	0	0	N/A	15
接種兩劑疫苗總計 2 Doses – Overall	N/A	1,269	25,845	99,651	125,195	114,673	114,241	92,776	36,273	15,855	N/A	625,778
接種兩劑克爾來福 2 Doses – CoronaVac	N/A	1,191	2,895	14,247	27,674	43,121	59,427	54,546	24,177	12,324	N/A	239,602
接種兩劑復必泰 2 Doses – Comirnaty	N/A	75	22,910	85,224	97,277	71,262	54,560	38,030	12,038	3,514	N/A	384,890
接種兩劑其他疫苗組合 2 Doses – Other vaccine combination	N/A	3	40	180	244	290	254	200	58	17	N/A	1,286
接種三劑疫苗總計 3 Doses – Overall	N/A	10	1,092	12,589	29,870	48,686	50,294	38,497	13,617	2,882	N/A	197,537
接種三劑克爾來福 3 Doses – CoronaVac	N/A	2	222	3,517	10,049	21,844	26,576	21,392	8,256	1,879	N/A	93,737
接種三劑復必泰 3 Doses – Comirnaty	N/A	5	721	7,331	15,945	19,408	15,971	11,105	3,491	666	N/A	74,643
接種三劑其他疫苗組合 3 Doses – Other vaccine combination	N/A	3	149	1,741	3,876	7,434	7,747	6,000	1,870	337	N/A	29,157

以年齡組別及疫苗接種情況劃分之第5波呈報死亡個案數目

Number of COVID-19 Reported Deaths since 5th Wave by Age Group and Vaccination Status

疫苗接種情況 (在個案報告日期已滿14天) Vaccination Status (reached 14 days as at case report date)	年齡組別 Age Group											總計 Grand Total
	<3	3 - 11	12 - 19	20 - 29	30 - 39	40 - 49	50 - 59	60 - 69	70 - 79	80+	待定 Pending	
總計 Grand total	1	6	5	14	25	61	247	765	1,536	6,517	2	9,179
沒有接種疫苗# Unvaccinated#	1	5	3	7	15	37	152	497	1,040	4,853	N/A	6,610
接種一劑疫苗總計 1 Dose – Overall	N/A	1	1	1	3	5	27	115	258	1,024	N/A	1,435
接種一劑克爾來福 1 Dose – CoronaVac	N/A	1	0	1	1	5	23	92	229	951	N/A	1,303
接種一劑復必泰 1 Dose – Comirnaty	N/A	0	1	0	2	0	4	23	29	73	N/A	132
接種一劑其他 1 Dose – Others	N/A	0	0	0	0	0	0	0	0	0	N/A	0
接種兩劑疫苗總計 2 Doses – Overall	N/A	0	1	6	4	15	65	136	216	604	N/A	1,047
接種兩劑克爾來福 2 Doses – CoronaVac	N/A	0	0	2	0	5	41	97	167	535	N/A	847
接種兩劑復必泰 2 Doses – Comirnaty	N/A	0	1	4	4	10	24	39	49	69	N/A	200
接種兩劑其他疫苗組合 2 Doses – Other vaccine combination	N/A	0	0	0	0	0	0	0	0	0	N/A	0
接種三劑疫苗總計 3 Doses – Overall	N/A	0	0	0	3	4	3	17	22	36	N/A	85
接種三劑克爾來福 3 Doses – CoronaVac	N/A	0	0	0	1	1	3	8	17	24	N/A	54
接種三劑復必泰 3 Doses – Comirnaty	N/A	0	0	0	1	3	0	5	3	7	N/A	19
接種三劑其他疫苗組合 3 Doses – Other vaccine combination	N/A	0	0	0	1	0	0	4	2	5	N/A	12

# 包括已接種一劑但未滿14天的人士 Including those that have received 1 dose but not yet reached 14 days

N/A = 不適用 Not applicable

## 比較本地感染呈報個案與死亡個案之疫苗接種情況百分比分布(以20歲或以上年齡組別劃分)

Comparison between Reported Locally Acquired Cases and Deceased Cases  
on % Distribution of Vaccination Status by Age Groups of 20 or above

疫苗接種情況 (在個案報告日期已滿14天) Vaccination Status (reached 14 days as at case report date)	年齡組別 Age groups									
	20 – 39		40 – 59		60 – 69		70 – 79		80+	
	佔所有本地 個案% % of total local cases	佔所有死亡 個案% % of total deaths	佔所有本地 個案% % of total local cases	佔所有死亡 個案% % of total deaths	佔所有本地 個案% % of total local cases	佔所有死亡 個案% % of total deaths	佔所有本地 個案% % of total local cases	佔所有死亡 個案% % of total deaths	佔所有本地 個案% % of total local cases	佔所有死亡 個案% % of total deaths
沒有接種疫苗 # Unvaccinated #	13.1%	56.4%	8.9%	61.4%	13.3%	65.0%	21.9%	67.7%	47.1%	74.5%
接種一劑克爾來福 1 Dose – CoronaVac	2.8%	5.1%	4.9%	9.1%	10.2%	12.0%	16.7%	14.9%	21.1%	14.6%
接種一劑復必泰 1 Dose – Comirnaty	5.3%	5.1%	2.6%	1.3%	3.0%	3.0%	3.1%	1.9%	2.0%	1.1%
接種一劑其他疫苗 1 Dose – Others	0.0%	0.0%	0.0%	0.0%	0.0%	0.0%	0.0%	0.0%	0.0%	0.0%
接種兩劑克爾來福 2 Doses – CoronaVac	12.3%	5.1%	26.1%	14.9%	30.5%	12.7%	28.2%	10.9%	19.6%	8.2%
接種兩劑復必泰 2 Doses – Comirnaty	53.8%	20.5%	32.0%	11.0%	21.3%	5.1%	14.1%	3.2%	5.6%	1.1%
接種兩劑其他疫苗組合 2 Doses – Other vaccine combination	0.1%	0.0%	0.1%	0.0%	0.1%	0.0%	0.1%	0.0%	0.0%	0.0%
接種三劑克爾來福 3 Doses – CoronaVac	4.0%	2.6%	12.3%	1.3%	12.0%	1.0%	9.6%	1.1%	3.0%	0.4%
接種三劑復必泰 3 Doses – Comirnaty	6.9%	2.6%	9.0%	1.0%	6.2%	0.7%	4.1%	0.2%	1.1%	0.1%
接種三劑其他疫苗組合 3 Doses – Other vaccine combination	1.7%	2.6%	3.9%	0.0%	3.4%	0.5%	2.2%	0.1%	0.5%	0.1%
總計 Grand total	100.0%	100.0%	100.0%	100.0%	100.0%	100.0%	100.0%	100.0%	100.0%	100.0%

# 包括已接種一劑但未滿14天的人士 Including those that have received 1 dose but not yet reached 14 days

# 以年齡組別及疫苗接種情況(在本地或其他地方接種)劃分之香港人口

## Hong Kong Population by Age Group and Vaccination Status (taken in Hong Kong/elsewhere)

疫苗接種情況 (滿14天) Vaccination Status (reached 14 days)	年齡組別 Age Group <sup>^</sup>										總計 Grand Total
	<3	3 - 11	12 - 19	20 - 29	30 - 39	40 - 49	50 - 59	60 - 69	70 - 79	80+	
2021年年底人口 End-2021 resident population	123,600	502,600	447,300	771,900	1,094,500	1,160,300	1,191,300	1,122,100	591,300	398,200	7,403,100
沒有接種疫苗# Unvaccinated # *	124,000	130,000	- <sup>@</sup>	- <sup>@</sup>	- <sup>@</sup>	- <sup>@</sup>	17,000	119,000	105,000	128,000	623,000
接種一劑疫苗總計 1 Dose – Overall	N/A	95,716	39,408	24,986	35,051	27,536	30,368	43,360	34,679	39,650	370,754
接種一劑克爾來福 1 Dose – CoronaVac	N/A	65,714	7,729	6,765	14,071	15,506	20,161	32,404	28,695	35,708	226,753
接種一劑復必泰 1 Dose – Comirnaty	N/A	29,886	31,484	17,722	20,445	11,689	9,967	10,835	5,944	3,925	141,897
接種一劑其他 1 Dose – Others	N/A	116	195	499	535	341	240	121	40	17	2,104
接種兩劑疫苗總計 2 Doses – Overall	N/A	275,515	246,719	315,008	384,799	328,309	320,334	321,251	190,176	141,601	2,523,712
接種兩劑克爾來福 2 Doses – CoronaVac	N/A	218,084	42,051	53,453	99,977	129,214	164,981	196,302	135,983	116,312	1,156,357
接種兩劑復必泰 2 Doses – Comirnaty	N/A	54,690	199,254	249,017	273,120	191,148	148,983	120,160	52,223	24,774	1,313,369
接種兩劑其他疫苗組合 2 Doses – Other vaccine combination	N/A	2,741	5,414	12,538	11,702	7,947	6,370	4,789	1,970	515	53,986
接種三劑疫苗總計 3 Doses – Overall	N/A	1,615	166,421	464,420	700,901	829,768	814,329	575,216	231,907	81,770	3,866,347
接種三劑克爾來福 3 Doses – CoronaVac	N/A	1,467	11,817	54,838	131,559	237,324	295,383	248,074	116,544	50,220	1,147,226
接種三劑復必泰 3 Doses – Comirnaty	N/A	34	137,807	341,855	486,505	479,745	403,137	251,536	89,142	24,365	2,214,126
接種三劑克爾來福和復必泰組合 3 Doses – Combination of CoronaVac and Comirnaty	N/A	34	10,090	30,848	59,158	91,050	94,781	61,713	21,077	6,211	374,962
接種三劑其他疫苗組合 3 Doses – Other vaccine combination	N/A	80	6,707	36,879	23,679	21,649	21,028	13,893	5,144	974	130,033
接種四劑疫苗總計 4 Doses – Overall	N/A	0	64	343	969	2,148	9,308	63,434	29,097	6,947	112,310
接種四劑克爾來福 4 Doses – CoronaVac	N/A	0	10	66	299	802	3,475	25,873	13,072	3,587	47,184
接種四劑復必泰 4 Doses – Comirnaty	N/A	0	17	73	295	571	2,870	18,924	8,547	1,937	33,234
接種四劑克爾來福和復必泰組合 4 Doses – Combination of CoronaVac and Comirnaty	N/A	0	3	84	275	616	2,588	17,071	6,697	1,278	28,612
接種四劑其他疫苗組合 4 Doses – Other vaccine combination	N/A	0	34	120	100	159	375	1,566	781	145	3,280

<sup>^</sup> 年齡是根據接種第一劑疫苗的日期計算。Age is calculated based on the date of first vaccine dose.

# 包括已接種一劑但未滿14天的人士。Including those that have received 1 dose but not yet reached 14 days.

\* 估算沒有接種疫苗的人口是基於2021年年底人口數字(臨時數字)和曾經在本地或其他地方接種疫苗人口的相差推算所得。  
Estimated unvaccinated population is derived by the difference between the end-2021 resident population (provisional figure) and the population ever vaccinated in Hong Kong/elsewhere.

@ 2019冠狀病毒病疫苗接種計劃下的合資格接種人士，除了香港居民外，還包括以下類別的非香港居民：(1) 持「往來港澳通行證」(慣稱「雙程證」)獲准逗留香港，並且無需延期也可以在逗留期限屆滿前完成接種兩劑疫苗的訪客；(2) 免遣返申請人及獲聯合國難民署確認為難民的人士；及(3) 在香港逗留的其他訪客(必須持有有效旅遊證件在香港合法逗留，並且無需延期而可以在逗留期限屆滿前完成接種兩劑疫苗)。這些合資格接種的非香港居民或未有包含在合資格接種人口基數內。所以，已在香港/其他地方接種至少一劑的人口數字可能多過香港居民人口數字。此外，由於有關的人口基數非實時數字，與實際情況或會有偏差，因此，沒有接種疫苗的估算人口可以是負數而沒有在報告中顯示。Apart from Hong Kong residents, eligible persons under the COVID-19 Vaccination Programme also include the following categories of non-Hong Kong residents: (1) holders of the Exit-entry Permit for Travelling to and from Hong Kong and Macao who can complete two doses of vaccination within their limit of stay without extension; (2) non-refoulement claimants and refugees recognised by the Office of the United Nations High Commissioner for Refugees; and (3) other visitors staying in Hong Kong (holders of valid travel documents who are allowed to stay in Hong Kong as permitted by the law, and can complete two doses of vaccination within their limit of stay without extension). These non-Hong Kong residents who are eligible to receive vaccination may not be included in the baseline population eligible to receive vaccination. Therefore, the population ever vaccinated in Hong Kong/elsewhere may be greater than the Hong Kong resident population. Separately, the relevant baseline population is not based on real time figures and there may be deviations from the actual situation. As a result, the estimated unvaccinated population may be a negative number and thus not shown in the report.

N/A = 不適用 Not applicable

# 有用資訊 Useful Information

## 第5波最新疫情 Latest Epidemic Situation of 5th Wave

[https://www.covidvaccine.gov.hk/pdf/5th\\_wave\\_statistics.pdf](https://www.covidvaccine.gov.hk/pdf/5th_wave_statistics.pdf)



## 死亡個案報告初步分析數據資料庫

[https://www.coronavirus.gov.hk/chi/death\\_analysis.html](https://www.coronavirus.gov.hk/chi/death_analysis.html)



## Archive of Statistics on Provisional Analysis on Reported Death Cases

[https://www.coronavirus.gov.hk/eng/death\\_analysis.html](https://www.coronavirus.gov.hk/eng/death_analysis.html)



## 更多相關數據

[https://www.chp.gov.hk/files/pdf/local\\_situation\\_covid19\\_tc.pdf](https://www.chp.gov.hk/files/pdf/local_situation_covid19_tc.pdf)



## More relevant statistics

[https://www.chp.gov.hk/files/pdf/local\\_situation\\_covid19\\_en.pdf](https://www.chp.gov.hk/files/pdf/local_situation_covid19_en.pdf)



## 立即預約接種疫苗

[https://booking.covidvaccine.gov.hk/forms/index\\_tc.jsp](https://booking.covidvaccine.gov.hk/forms/index_tc.jsp)



## Book vaccination now

<https://booking.covidvaccine.gov.hk/forms/index.jsp>



## 2019冠狀病毒病疫苗接種計劃專題網站

<https://www.covidvaccine.gov.hk/zh-HK>



## COVID-19 Vaccination Programme Thematic Website

<https://www.covidvaccine.gov.hk/en>



## 2019冠狀病毒病專題網站

<https://www.coronavirus.gov.hk/chi/index.html>



## COVID-19 Thematic Website

<https://www.coronavirus.gov.hk/eng/index.html>

