

2019冠狀病毒病第5波數據

(2021年12月31日至2022年3月21日00:00)

Statistics on 5th Wave of COVID-19 (from 31 Dec 2021 up till 21 Mar 2022 00:00)

截至2022年3月21日 00:00 統計數字

Statistics are compiled based on data up to 21 Mar 2022 00:00

資料來源：衛生署衛生防護中心和醫院管理局

Source: Centre for Health Protection of the Department of Health; and the Hospital Authority



於過去24小時新呈報的個案數目 (經核酸檢測／快速抗原測試) Number of cases newly reported in last 24 hours (by nucleic acid tests / rapid antigen tests)	4,523 / 9,545
• 本地感染個案 (經核酸檢測／快速抗原測試) Local cases (by nucleic acid tests / rapid antigen tests)	4,518 / 9,545
• 輸入個案 (經核酸檢測) Imported cases (by nucleic acid tests)	5
於過去24小時新呈報之死亡個案數目 Number of deaths newly reported in last 24 hours	223
目前住院個案數目* Current number of hospitalised cases*	11,103
目前於深切治療部情況危殆的個案數目 Current number hospitalised in ICU with critical condition	117
累計呈報個案數目 (經核酸檢測/快速抗原測試) Cumulative number of reported cases (by nucleic acid tests / rapid antigen tests)	683,975 / 365,152
累計死亡個案數目 Cumulative number of deaths	5,906
已接種第一針的人口# Population with 1 st vaccine dose#	6,464,869
已接種第二針的人口# Population with 2 nd vaccine dose#	5,581,395
已接種第三針的人口# Population with 3 rd vaccine dose#	2,484,411

* 包括對嚴重急性呼吸綜合症冠狀病毒2 (新型冠狀病毒) 檢測呈陽性或初步陽性，並於北大嶼山醫院香港感染控制中心、醫院管理局 (醫管局) 傳染病中心、亞洲國際博覽館社區治療設施及公立醫院接受治療的病人。

Include patients who tested positive or preliminarily positive for the SARS-CoV-2 virus and are currently being treated in the North Lantau Hospital Hong Kong Infection Control Centre, the Hospital Authority (HA) Infectious Disease Centre, the Community Treatment Facility at AsiaWorld-Expo and public hospitals.

當天的疫苗接種數據於每晚8點更新。疫苗接種數據是以2019冠狀病毒病疫苗接種計劃於2021年2月26日展開後的接種人口累計至今。

Vaccination figures of the day are updated daily at 8 p.m. Vaccination figures are cumulative number of persons received the vaccine dose when the COVID-19 Vaccination Programme was officially launched on 26 February 2021.

以年齡組別劃分之數據 Breakdown of figures by age group

年齡組別 Age groups	累計死亡 個案數目 Cumulative number of deaths	目前住院 個案數目 Current number of hospitalised cases	目前於深切治療部 情況危殆的個案數目 Current number hospitalised in ICU with critical condition	估算沒有接種疫苗 的人口 [^] Estimated unvaccinated population [^]	已接種第一針 的人口 [@] Population with 1 st vaccine dose [@]	已接種第二針 的人口 [@] Population with 2 nd vaccine dose [@]	已接種第三針 的人口 [@] Population with 3 rd vaccine dose [@]	2021年年中人口 Mid-2021 resident population
<3	1	59	0	133,000	不適用 NA	不適用 NA	不適用 NA	132,800
3 - 11	5	36	1	224,000	302,808	50,513	25	527,300
12 - 19	5	45	0	19,000	429,309	324,282	40,042	448,800
20 - 29	10	145	1	65,000	743,360	685,531	198,836	808,700
30 - 39	15	217	1	57,000	1,069,219	986,091	400,882	1,126,300
40 - 49	43	334	4	—	1,146,808	1,078,765	574,435	1,142,500
50 - 59	170	695	10	41,000	1,133,381	1,057,576	580,510	1,174,200
60 - 69	496	1,484	42	111,000	960,565	862,366	459,761	1,071,800
70 - 79	977	2,260	35	107,000	453,647	381,217	183,360	560,500
80+	4,182	5,825	23	176,000	225,772	155,054	46,560	401,800
待定 Pending	2	3	0	—	—	—	—	—
總數 Total	5,906	11,103	117	933,000	6,464,869	5,581,395	2,484,411	7,394,700
12歲或以上合計 Sub-total for aged 12+	5,898	11,005	116	576,000	6,162,061	5,530,882	2,484,386	6,734,600

[^] 估算沒有接種疫苗的人口是基於2021年年中人口數字(臨時數字)和已接種第一針人口的相差推算所得。

Estimated unvaccinated population is derived by the difference between the mid-2021 resident population (provisional figure) and the population with 1st vaccine dose.

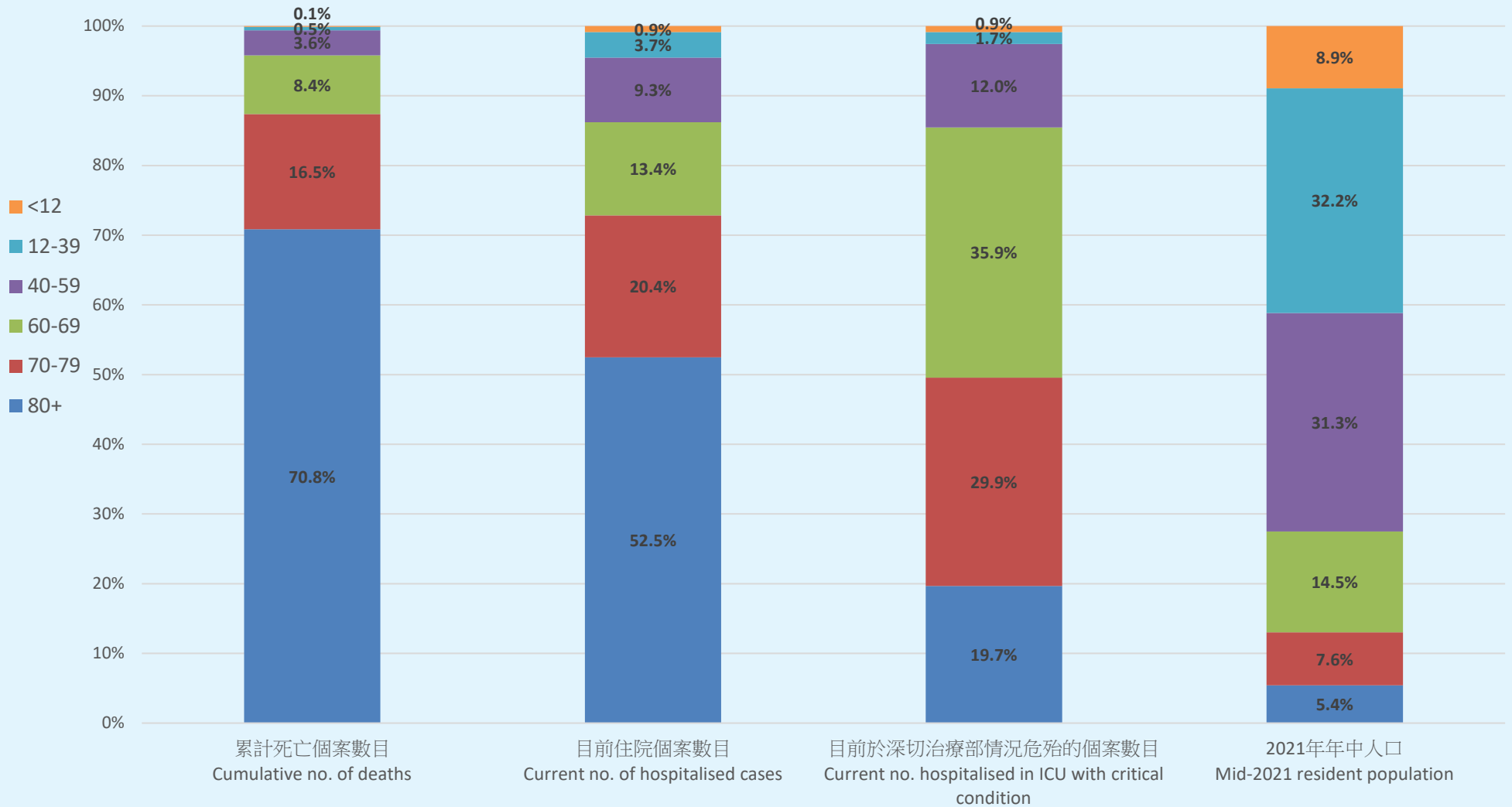
[@] 2019冠狀病毒病疫苗接種計劃下的合資格接種人士，除了香港居民外，還包括以下類別的非香港居民：(1) 持「往來港澳通行證」(慣稱「雙程證」) 獲准逗留香港，並且無需延期也可以在逗留期限屆滿前完成接種兩劑疫苗的訪客；(2) 免遣返申請人及獲聯合國難民署確認為難民的人士；及(3) 在香港逗留的其他訪客(必須持有有效旅遊證件在香港合法逗留，並且無需延期而可以在逗留期限屆滿前完成接種兩劑疫苗)。這些合資格接種的非香港居民或未有包含在合資格接種人口基數內。此外，有關的人口基數非實時數字，與實際情況或會有偏差，故此接種百分比有可能高於100%。

Apart from Hong Kong residents, eligible persons under the COVID-19 Vaccination Programme also include the following categories of non-Hong Kong residents: (1) holders of the Exit-entry Permit for Travelling to and from Hong Kong and Macao who can complete two doses of vaccination within their limit of stay without extension; (2) non-refoulement claimants and refugees recognised by the Office of the United Nations High Commissioner for Refugees; and (3) other visitors staying in Hong Kong (holders of valid travel documents who are allowed to stay in Hong Kong as permitted by the law, and can complete two doses of vaccination within their limit of stay without extension). These non-Hong Kong residents who are eligible to receive vaccination may not be included in the baseline population eligible to receive vaccination. Separately, the relevant baseline population is not based on real time figures and there may be deviations from the actual situation. Therefore, vaccination rate may be higher than 100%.

70歲或以上長者佔死亡及重症個案的大多數，遠高於他們所佔的人口比例(13%)，而60-69歲於深切治療部的人士亦佔較高比例。
 Elderly aged 70+ accounts for a disproportionately large share of death and severe cases, relative to their 13% population share; similarly for aged 60-69 in ICU cases.

與居住人口比較的死亡、住院及於深切治療部個案的年齡分佈

Comparison on age profile of deceased, hospitalised and ICU cases against resident population



累計死亡個案數目（以疫苗接種及年齡組別劃分）【臨時數字】

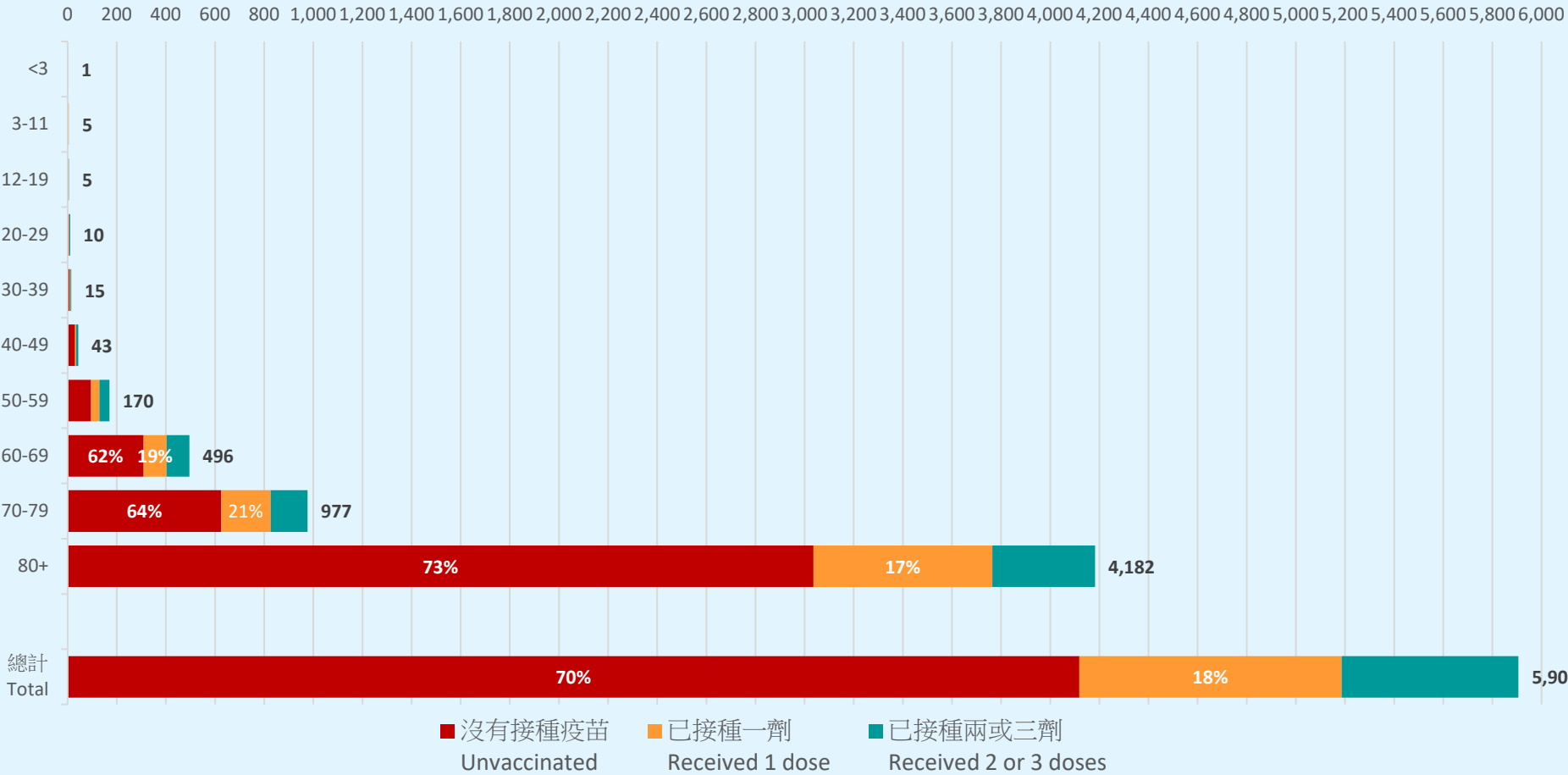
Cumulative number of deaths by vaccination and age group [Provisional figures]

年齡組別 Age groups	已接種兩或三劑 Received 2 or 3 doses	已接種一劑 Received 1 dose	沒有接種疫苗 Unvaccinated	總計 Total
<3	不適用 NA	不適用 NA	1	1
3 – 11	0	2	3	5
12 – 19	1	1	3	5
20 – 29	3	1	6	10
30 – 39	4	3	8	15
40 – 49	9	4	30	43
50 – 59	41	34	95	170
60 – 69	93	94	309	496
70 – 79	151	201	625	977
80+	418	728	3,036	4,182
待定 Pending	0	0	2	2
總數 Total	720	1,068	4,118	5,906

大部份死亡個案是未接種疫苗的人士。
Most of the deceased cases are unvaccinated persons.

累計死亡個案數目（以疫苗接種及年齡組別劃分）【臨時數字】
Cumulative number of deaths by vaccination and age group [Provisional figures]

死亡個案數目
No. of deaths

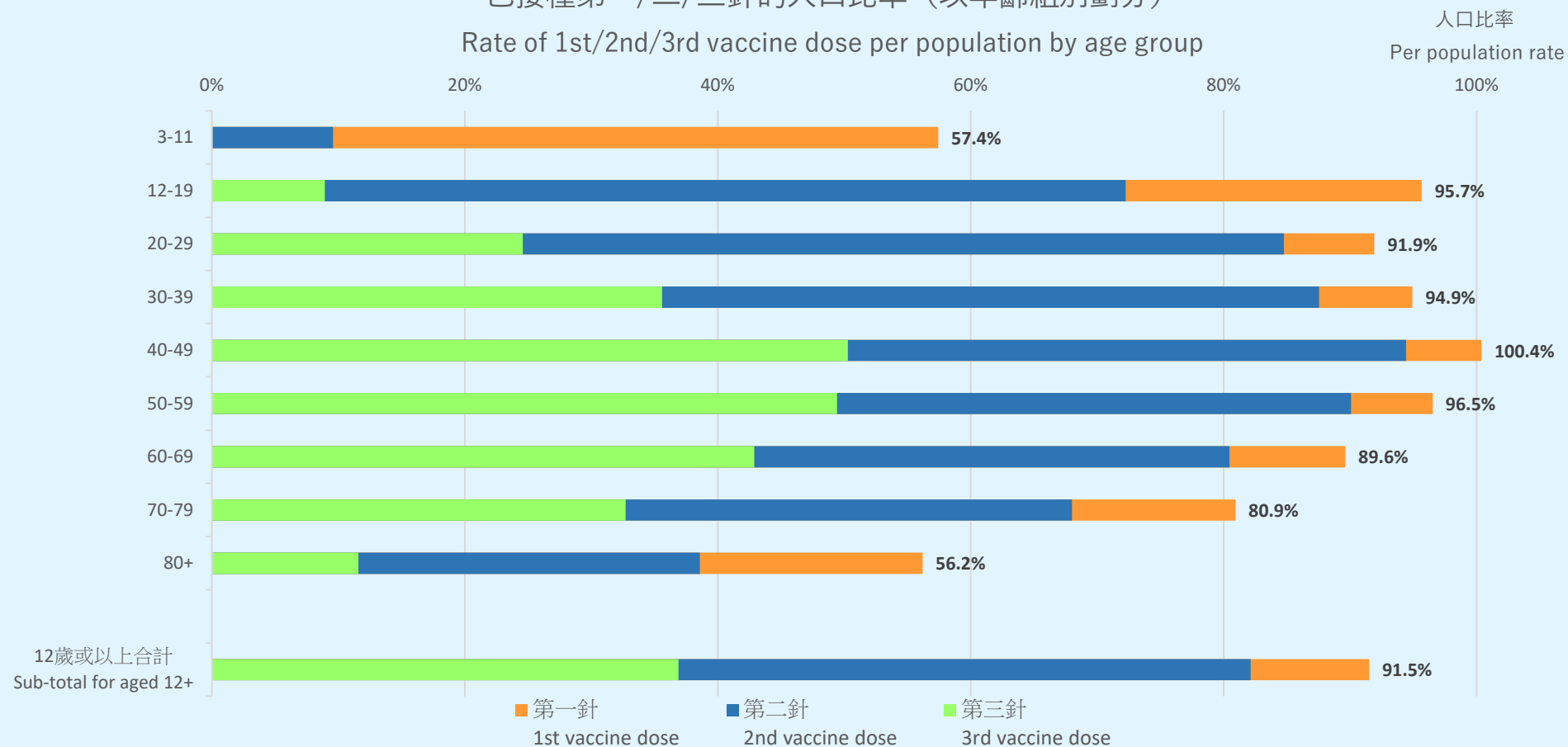


長者及兒童的疫苗接種率偏低。

The vaccination rate among elderly and children is relatively low.

已接種第一/二/三針的人口比率（以年齡組別劃分）

Rate of 1st/2nd/3rd vaccine dose per population by age group



比率有可能超過100%，因已接種疫苗人士可包括非居港人士（已在前表列舉）。

The rate may exceed 100% as the vaccinated population also includes Hong Kong non-residents (specified in the preceding table).

第5波數據資料庫

<https://www.coronavirus.gov.hk/chi/5th-wave-statistics.html>



更多相關數據

https://www.chp.gov.hk/files/pdf/local_situation_covid19_tc.pdf



立即預約接種疫苗

https://booking.covidvaccine.gov.hk/forms/index_tc.jsp



Archive of statistics on 5th wave

<https://www.coronavirus.gov.hk/eng/5th-wave-statistics.html>



More relevant statistics

https://www.chp.gov.hk/files/pdf/local_situation_covid19_en.pdf



Bookvaccination now

<https://booking.covidvaccine.gov.hk/forms/index.jsp>

